2026 Mining Tax Guide



DEPARTMENT OF REVENUE

2026 Distribution of Production Tax

(Based on 2025 Production Year)

Total Production Tax — $119,571,062*

Production Tax per taxable ton – $3.427. Taxable tonnage – 32,786,143 tons.

Cities and Townships
$12,455,374
38.0 cpt

- **City and Township Mining & Conc Fund****
  $1,835,516
  5.6 cpt
- **Township Fund**
  $1,373,312
  4.2 cpt
- **Taconite Municipal Aid****
  $7,017,008
  21.4 cpt
- **Taconite Railroad**
  $591,142
  1.8 cpt
- **Mining Effects****
  $1,581,908
  4.8 cpt
- **Special City/ Township Fund**
  $33,525
  0.1 cpt
- **Transferred from Schools to Cities and Townships**
  $22,963
  0.1 cpt

School Districts
$18,968,646
57.9 cpt

- **Taconite School $0.0343 Fund****
  $1,403,955
  4.3 cpt***
- **Regular School $0.2472 Fund****
  $8,990,678
  27.4 cpt***
- **Taconite Railroad**
  $1,106,935
  3.4 cpt***
- **Building Maintenance Fund**
  $1,311,445
  4.0 cpt
- **Taconite Referendum****
  $6,178,596
  18.8 cpt

***($22,963) was subtracted from the Taconite School, Regular School, and Tac RR funds and transferred to cities/townships within the districts because it was above the levy limitations (0.1 cpt).

Counties
$11,920,209
36.4 cpt

- **Regular County Fund****
  $7,230,697
  22.1 cpt
- **County Road and Bridge Fund****
  $3,905,135
  11.9 cpt
- **Taconite Railroad**
  $784,377
  2.4 cpt

Property Tax Relief and Misc.
$14,702,117
44.8 cpt

- **Taconite Property Tax Relief**
  $14,702,117
  44.8 cpt

Department of Iron Range Resources & Rehabilitation (IRRR)
$61,254,131
186.8 cpt

- **IRRR Fund****
  $3,999,938
  12.2 cpt
- **IRRR Fixed Fund**
  $1,252,520
  3.8 cpt
- **Iron Range Higher Education Acct.**
  $1,639,308
  5.0 cpt
- **Producer Grant & Loan Fund**
  $2,900,391
  8.8 cpt
- **Educational Revenue Bonds**
  $5,608,225
  17.1 cpt
- **Iron Range Schools and Community Development Account**
  $11,266,015
  34.4 cpt
- **Taconite Environmental Protection Fund**
  $23,936,075
  73.0 cpt
- **Douglas J. Johnson Economic Protection Trust Fund**
  $10,651,659
  32.5 cpt

Guarantee Fund
M.S. 298.225
M.S. 298.293

Other
$270,585
0.8 cpt

- **Taconite Economic Development Fund**
  $20,941
  0.1 cpt
- **Range Association of Municipalities & Schools****
  $184,072
  0.6 cpt
- **Hockey Hall of Fame**
  $65,572
  0.2 cpt

* Includes $7,212,951 from the State General Fund (22.0 cpt) and penalties assessed.

** Payments to the funds are guaranteed at a percentage level of the base year (1983 or 1999) by M.S. 298.225 for local aids and M.S. 298.293 for Property Tax Relief.

cpt = cents per taxable ton (cpt totals may not add up due to rounding).

Table of Contents

2026 Distribution of Production Tax . . . . . First page
Mineral and Mining Agencies i
Overview 1
Production Tax 3
Occupation Tax 23
Ad Valorem Tax on Auxiliary Mining Lands for Taconite Operations 27
Ad Valorem Tax on Unmined Taconite 28
Ad Valorem Tax on Unmined Natural Iron Ore 29
Ad Valorem Tax on Taconite Railroads 31
Ad Valorem Tax on Severed Mineral Interests 32
Taxes on Nonferrous Minerals 33
Glossary of Terms 35
Mine Locations and Production Capacity 37
Distribution of Mining Taxes . . . . . Last page

Data Charts

Figure

1 Iron Ore Production Comparison 1
2 Minnesota Taconite Production Summary 2
3 Minnesota Taxes Levied on Mining-Related Activity 2

Production Tax

4 Distribution by Fund/Recipient 12
5 2026 Distributions by Fund to Cities and Townships 13
6 2026 Distributions by Fund to School Districts 17
7 School Bond Payments 18
8 2026 Distributions by Fund to Counties 18
9 2025 Taxable Production and Tax by Mine 19
10 2025 Production Tonnage by Product Type 19
11 Changing Trends in Minnesota Taconite Production 20
12 Rate History and Index Summary 21
13 Production and Production Tax Assessed 21
14 World Direct Reduced Iron Production 22

Figure

Occupation Tax

15 Employment and Mine Value by Mine 24
16 Occupation Tax by Company 25
17 Occupation Tax by Product Type 25
18 Occupation Tax Averages–Taconite Only 26

Ad Valorem Taxes

19 Ad Valorem Tax on Unmined Taconite 28
20 Minimum Valuation Rates on Unmined Natural Iron Ore 30
21 Ad Valorem Tax Payable on Unmined Natural Iron Ore . . 30
22 Ad Valorem Tax Assessed on Taconite Railroads 31
23 Ad Valorem Tax on Severed Mineral Interests: Collection and Distribution 32

Figures are available in Excel format on our website. Go to www.revenue.state.mn.us and type **Mining Statistics** in the Search Box.

Mineral and Mining Agencies

Minnesota Department of Revenue

600 North Robert Street, St. Paul, MN 55101 — mining.taxes@state.mn.us

Paul Marquart, Commissioner — paul.marquart@state.mn.us
Steven Diaz, Special Taxes Division Director — steven.diaz@state.mn.us
Joshua Sandey, Special Taxes Division Asst. Dir. — joshua.sandey@state.mn.us
Melissa Klecker, Minerals Taxes Supervisor — 651-556-3879
melissa.klecker@state.mn.us

Virginia Office
230 1st Street S., Suite 102, Virginia, MN 55792 — 218-744-7424
Robert Wagstrom, Production Tax — bob.wagstrom@state.mn.us
Robert Pecchia, Production Tax — robert.pecchia@state.mn.us

Iron Mining Association of Minnesota

324 West Superior Street: Suite 502 — 218-722-7724
Duluth, MN 55802 — Fax: 218-720-6707

Kristen Vake, Executive Director — kvake@taconite.org

Minnesota Department of Iron Range Resources and Rehabilitation

P. O. Box 441 — 218-735-3000
4261 Highway 53 South — Toll Free 1-800-765-5043
Eveleth, MN 55734 — Fax: 218-735-3047

Ida Rukavina, Commissioner — ida.rukavina@state.mn.us
Al Becicka, Deputy Commissioner — al.becicka@state.mn.us
Ryan Malich, Exec. Director of Development — ryan.malich@state.mn.us
Sean Peyla, Facilities and Operating Manager — sean.peyla@state.mn.us

Mining and Mineland Reclamation
1003 Discovery Drive, Chisholm, MN 55719 — 218-274-7000

Jason Janisch,
Climate and Energy Policy Advisor — jason.janisch@state.mn.us

Minnesota Department of Natural Resources (DNR)

500 Lafayette Road, St. Paul, MN 55155 — 651-259-5555
Sarah Strommen, Commissioner — Fax: 651-259-5022

DNR Lands and Minerals Division — 651-259-5959
500 Lafayette Road, St. Paul, MN 55155 — Fax: 651-296-5939

Joseph Henderson, Director
Michael Liljegren, Assistant Director
Heather Arends, Mineral Potential — 651-259-5376

Lands and Minerals Division — 218-231-8484
1525 Third Avenue East, Hibbing, MN 55746 — Fax: 218-262-7328

Ted Anderson, Assistant Director — 218-231-8488

Natural Resources Research Institute — Toll Free 1-800-234-0054

University of Minnesota, Duluth
5013 Miller Trunk Highway, Duluth, MN 55811 — 218-788-2694
Fax: 218-788-2619

Rolf Weberg, Executive Director

Coleraine Minerals Research Laboratory
P.O. Box 188, One Gayley Ave, Coleraine, MN 55722

Kevin Kangas, Director — 218-667-4201

St. Louis County Inspector of Mines

307 South First St, Virginia, MN 55792 — 218-742-9840
Fax: 218-471-7270

Derek Harbin, Inspector of Mines

Overview

The *Minnesota Mining Tax Guide* is published to identify all Minnesota mining-related taxes paid by the mining industry.

Production Tax

The Production Tax is the largest tax paid by the ferrous mining industry. It is a major source of revenue to the counties, municipalities, and school districts within the Taconite Assistance Area. The Production Tax distributed in 2026 is the tax due for the 2025 production year. The tax rate for concentrates and pellets produced in 2025 was $3.427 per taxable ton. An additional tax of 3 cents per ton is imposed for each 1% that the iron content exceeds 72%. The taxable tonnage for 2025 is the average tonnage produced in 2023, 2024, and 2025. If this tax is imposed on other iron-bearing material, it is applied to the current-year production.

The first page illustrates how the Production Tax is distributed. It shows both the cents per ton (cpt) distribution and the total amount distributed to various funds. The funds to which the Production Tax are distributed are explained on pages 4–9.

Occupation Taxes

Minnesota's Occupation Tax applies to mining and producing both ferrous minerals, such as taconite and iron ore, and nonferrous minerals, such as silver and copper. To date, only mining of ferrous minerals has occurred in Minnesota. More information relating to the Occupation Tax attributable to iron ore and taconite mining is available on pages 23–26.

State Taxes Incidental to Mining

Other state taxes impacted by mining include Sales and Use Tax and withholding on royalties. Go to www.revenue.state.mn.us and type **Mining** in the Search box. Follow the links to Sales Tax Fact Sheet 147 (Taconite and Iron Mining) or Withholding on Mining and Exploration Royalties.

Aggregate Material Tax

This tax is administered at the county level. For more information, go to www.revenue.state.mn.us and type **Aggregate** in the Search box.

County Taxes

Other Taconite and Iron Ore Ad Valorem (Property) taxes are paid directly to the counties. These are Property taxes assessed on auxiliary mining lands, unmined taconite, unmined natural iron ore, taconite railroads and severed mineral interests. These taxes are explained on pages 28-33.

Taxes on Nonferrous Minerals

While not subject to the Production Tax, nonferrous mining operations are subject to Occupation Tax, Gross Proceeds Tax, and Ad Valorem Tax. These taxes are explained on page 33.

Figure 1

Iron Ore Production Comparison

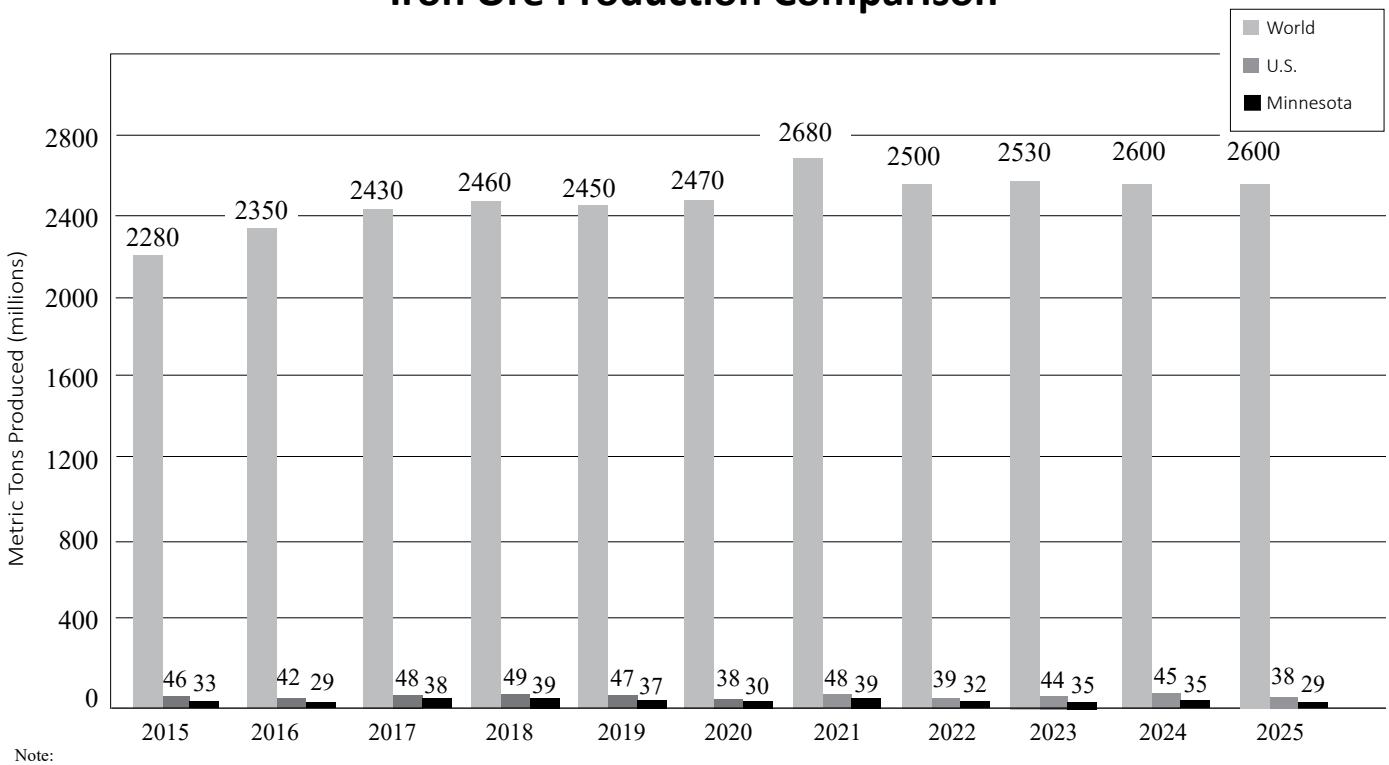

Note:
United States includes Minnesota. Numbers are from the U.S. Geological Survey.

Figure 2
Minnesota Taconite Production Summary (2016–2025)

Year	Minorca	Hibbing Taconite	Northshore	U.S. Steel–Keewatin Taconite	U.S. Steel–Minntac	United Taconite	Total
2016	2,585,337	7,928,200	3,153,811	85,899	12,695,781	1,535,192	**27,984,220**
2017	2,592,807	7,456,883	5,162,815	4,466,520	13,418,112	4,622,710	**37,719,847**
2018	2,607,494	7,481,616	5,480,542	5,180,427	13,365,538	4,983,259	**39,098,876**
2019	2,556,397	7,180,256	5,024,544	5,120,108	12,128,617	5,079,821	**37,089,743**
2020	2,616,481	5,262,948	3,657,229	1,790,257	11,820,671	5,005,071	**30,152,657**
2021	2,670,167	7,329,934	4,839,777	5,300,999	13,460,057	5,091,052	**38,691,986**
2022	2,349,282	5,931,535	1,171,255	5,251,515	12,650,042	4,542,463	**31,896,092**
2023	2,693,251	6,534,997	3,071,376	4,875,060	13,010,421	4,978,094	**35,163,199**
2024	2,589,963	5,226,510	3,877,903	5,079,449	13,035,426	4,860,876	**34,670,127**
2025	**544,878**	**2,666,318**	**3,188,180**	**4,988,269**	**12,441,857**	**4,695,601**	**28,525,103**

Note:
- Historical data is available on our website.
- All weights are dry without flux.
- Production Tax report tonnages are used.

Figure 3
Minnesota Taxes Levied on Mining-Related Activity

Production Years	Unmined Taconite Tax	Use Tax (net)	Production Tax	Occupation Tax[1]	Railroad Gross Earnings Tax[2]	Total Taxes	Total Tons Produced[3]	Total Taxes per Ton
2016	296,597	(13,958,786)*	89,141,361	4,599,000	20,600	80,558,968	29,087,625	2.77
2017	281,460	4,857,150	86,728,401	13,051,000	15,394	104,933,405	37,719,847	2.78
2018	288,758	8,664,249	96,104,298	19,082,000	11,000	124,150,305	39,098,876	3.18
2019	270,737	9,333,167	106,732,232	15,436,000	10,970	131,783,106	37,089,743	3.55
2020	284,833	5,212,784	101,286,895	6,631,451	9,762	113,375,725	30,152,657	3.76
2021	290,453	10,437,197	102,184,372	53,405,901	20,735	166,338,658	38,711,986	4.30
2022	271,205	8,833,191	102,856,294	42,599,798	17,336	154,577,824	31,896,092	4.85
2023	248,703	13,099,928	114,881,135	22,958,260	21,934	151,209,960	35,163,199	4.30
2024	249,312	12,786,376	113,428,305	8,245,541	20,430	134,729,964	34,670,127	3.89
2025	**250,392**	**11,535,770**	**112,358,111**	**6,446,771**	**19,282**	**130,610,326**	**28,525,103**	**4.58**

Note:
Historical data is available on our website.
Taxes often levied (assessed) for one year and paid in the following year.
1 Amount paid (unaudited). Does not include adjustments.
2 Taconite railroads are taxed on an ad valorem basis.
3 Tons are dry without flux .
* The Use Tax law changed mid 2015. Manufacturers no longer pay Use Tax on equipment used in the production process. As a result, more tax was refunded than collected.

Production Tax

(M.S. 298.24, 298.27 and 298.28)

Definition

The Production Tax is a severance tax paid on iron concentrates or pellets produced by the companies. It is paid in lieu of Ad Valorem (Property) taxes on taconite and lands containing taconite. Land and structures used in the production of the products are also excluded from Property Tax, with some exceptions. Electric power plants principally devoted to the generation of power for taconite mining and concentrating are considered to be used in the production of taconite (or direct reduced ore) and are covered by the *in lieu exemption* for property taxes. If part of the power is used for other purposes, that proportion of the power plant is subject to the general Property Tax. The power plant must be owned by a company subject to Production Tax to qualify for the exemptions.

Tax Rate

The Production Tax rate for any given year is determined by multiplying the prior year's rate by the percentage change in the Gross Domestic Product Implicit Price Deflator (GDPIPD) from the fourth quarter of the second preceding year to the fourth quarter of the preceding year. The U.S. Department of Commerce publishes the GDPIPD monthly in *Survey of Current Business*. This escalator takes effect each year unless the rate is frozen or changed by the Minnesota State Legislature. The tax rate for the 2025 production year was $3.427 per taxable ton. For concentrates produced in 2026, the rate escalated to $3.540 per taxable ton.The tax for a producer of other iron bearing material is based on the current year production. There is an additional tax of three cents per ton for each 1% the dry iron content is above 72%.

Taxable Tons

The Production Tax is levied on taxable tons, which are the average tons produced during the current year and the previous two production years. This eliminates the peaks and valleys of tax payments by the taconite producers and distribution to the tax recipients. The result is a more stable tax base resembling a Property Tax.

Distribution

Under Minnesota law, Production Tax revenues are distributed to various cities, townships, counties, and school districts within the Taconite Assistance Area. This is an area comprising the present taconite mining areas plus areas where natural ore was formerly mined.

Funds are also allocated to the Minnesota Department of Iron Range Resources and Rehabilitation (IRRR), which administers the Taconite Environmental Protection Fund (TEPF), the Douglas J. Johnson Economic Protection Trust Fund (DJJ) and the Taconite Economic Development Fund (TEDF) and other programs for the range cities, townships, schools, and the taconite industry. You can find more information at **mn.gov/irrrb**.

Payment Dates and Method

Fifty percent of the tax is due on or before February 24 and the remaining 50% is due on or before August 24. The Minnesota Department of Revenue must notify each producer of its tax obligation for the year before February 15.

Each producer must make payments to six counties and Iron Range Resources and Rehabilitation on or before the due date. Payments are made to Aitkin, Cook, Crow Wing, Itasca, Lake and St. Louis Counties, and to IRRR. The county auditors then make payments to cities, townships, school districts, and other recipients.

Taconite Economic Development Fund (M.S. 298.227)

The Taconite Economic Development Fund (TEDF) was first created for production year 1992 at a rate of 10.4 cents per taxable ton.

The rate and qualifications have changed several times since the fund was created and is available only to Minnesota taconite pellet producers.

Currently, each pellet producer has two potential sources of TEDF money:

1. **Taxable production** — The Production Tax amount credited to each producer's share of the TEDF is 25.1 cpt provided they make a matching investment of at least equal size. (No distribution is made under this clause if the total industry production for the year is less than 30 million tons.)
2. **Chips, fines, and concentrate** — An additional amount equal to 50% of the tax for chips, fines, or concentrate sold not exceeding 5/16-inch, is allocated to each company's share of the TEDF. The total amount may not exceed $700,000 for all companies. If the total claimed exceeds $700,000, each company's share will be prorated. The determination of this allocation is based on current production year **sales** of chips, fines, and concentrate—not the three-year average of production. Sales of crushed pellets *do not* qualify for this credit. [M.S. 298.28, subd. 9a(b).]

Therefore, each pellet producer is eligible to receive 25.1 cents per taxable ton plus an additional amount based on current year tons of chips and fines sold.

Fluxed Pellets

Fluxed pellets have limestone or other basic flux additives combined with the iron concentrates before pelletizing. Some facilities produce fluxed pellets while others produce a partially fluxed pellet containing a low percentage of limestone additives.

A flux credit is allowed against Production Tax. M.S. 298.24, subd. 1 (g) allows the weight of flux added to be subtracted from the pellet weight for Production Tax purposes. The taxable weight is the dry weight, less the weight of the flux. The weight of the flux is determined by a metallurgical calculation based on the analyses of the finished pellet, the concentrate and the flux stone. All tables in the *Minnesota Mining Tax Guide* with production statistics use an equivalent or calculated weight for fluxed pellets.

Occupation Tax is based on iron units and uses the full dry weight including flux.

Pellet Weighing

Pellet and concentrate tonnages are reported on a dry weight basis after the flux credit has been applied.

Definition of Taconite Tax Relief Area

One common prerequisite exists for all taconite aids and grants; the recipient must be within the geographic confines of the Taconite Tax Relief Area or the Taconite Assistance Area. This is defined by state laws (M.S. 273.134 and M.S. 273.1341) as follows:

"Taconite Tax Relief Area" means the geographic area contained within the boundaries of a school district that meets the following qualifications:

(1) It is a school district in which the assessed valuation of unmined iron ore on May 1, 1941, was not less than 40% of the assessed valuation of all real property and whose boundaries are within 20 miles of a taconite mine or plant; or

(2) It is a school district in which, on January 1, 1977, or the applicable assessment date, there is a taconite concentrating plant or where taconite is mined or quarried or where there is located an electric generating plant which qualifies as a taconite facility.

Definition of Taconite Assistance Area

A "Taconite Assistance Area" means the geographic area that falls within the boundaries of a school district that contains a municipality in which the assessed valuation of unmined iron ore on May 1, 1941, was not less than 40% of the assessed valuation of all real property, or contains a municipality in which there was a taconite facility or taconite power plant on January 1, 1977, or the applicable assessment date. Any area within the Taconite Tax Relief Area is also considered to be within the Taconite Assistance Area. The 2023 legislature expanded the definition of the Taconite Assistance Area to include any school district which contains a municipality in which there is a mine subject to the Gross Proceeds Tax and such school district is located in a county that already contains a school in the assistance area.

State Appropriation (M.S. 298.285)

The Department of Revenue determines a state aid amount equal to a tax of 22 cents per taxable ton of iron ore concentrates. It is distributed under M.S. 298.28 as if the aid were Production Tax revenues. The aid is appropriated from the state's General Fund. The tonnage of other iron-bearing material defined in M.S. 298.001, subd. 9, is not to be included in the appropriation calculation for distribution years 2022 and 2023.

2026 Legislation

The 2026 legislature made changes to the distribution of the Production Tax by Mesabi Metallics, a new taconite producer that is planning to start operations in the near future. The changes are in 2026 Minnesota Laws, Chapter 128, Article 5, Sections 1 - 13. Changes with respect to the distribution of the Production Tax by Mesabi Metallics are effective for distributions in the year after the year Mesabi Metallics begins producing tonnage subject to the Production Tax.

A high-level summary of the changes appears below. For more detailed information, see the 2026 Mineral Taxes Legislative Bulletin on our website. To access the bulletin, go to:

https://www.revenue.state.mn.us/sites/default/files/2026-09/2026-mineral-taxes-legislative-bulletin.pdf

Distributions Mesabi Metallics makes to some funds will not be based on its tonnage but will instead be calculated using the 2023 industry taxable tonnage (35,250,425) multiplied by specified cents per ton (cpt). These funds include:

- Cities and Towns Fund (1.0 cpt)
- Mining Effects Fund (1.0 cpt)
- Taconite Municipal Aid Account (2.0 cpt)
- Taconite School Fund (4.57 cpt)

Along with these four distributions, an additional four cents per taxable ton produced in 2023 will be distributed to school districts that received a distribution under the school building maintenance fund in distribution year 2024.

The distributions Mesabi Metallics makes to other funds will be calculated using Mesabi Metallic's taxable tonnage. The law provides for the following additional distributions using Mesabi Metallic's taxable tonnage:

- School Building Maintenance Fund (8.0 cpt); and
- Iron Range schools and community development account (20.0 cpt)

Mesabi Metallics will not contribute to these two funds:

- Range Association of Municipalities and Schools; and
- Taconite Economic Development Fund (Mesabi Metallics is not eligible to receive payments/credits from this fund.)

The legislature added payments that Mesabi Metallics will distribute to the following school districts:

- $100,000 each to the Chisholm and Ely school districts from the Taconite School Fund (4.57 cents); and
- $150,000 each to the Ely and Grand Rapids school districts to be used the same as the School Building Maintenance Fund.

A provision was added to clarify that if the proceeds of the Production Tax collected from Mesabi Metallics are insufficient to fund their allocations, then the funds using the 2023 industry taxable tonnage are proportionately decreased until the allocations equal the amount of Mesabi Metallics' tax. This includes the new payments to Chisholm, Ely, and Grand Rapids school districts.

The following changes affect the distributions made by all taconite producers (including Mesabi Metallics) to these funds:

- **Taconite Municipal Aid Account.** Four municipalities were added to the TMAA. The cities of Orr and Winton will each receive $25,000 annually and the cities of Cook and Two Harbors will each receive $75,000 annually.
- **Township Fund.** The maximum amount that townships can receive under this fund will be increased from $50,000 to $70,000.
- **Taconite Railroad Fund.** The payments from the Taconite Railroad Fund to schools increased from 62 to 75 percent.
- **Mining Effects Fund.** Unorganized townships will be eligible to receive money from the Mining Effects fund.

Guarantee provisions were added for several distributions once Mesabi Metallics begins producing taxable tonnage. For the two years after the year Mesabi Metallics begins production, any difference between Mesabi Metallics' initial distribution and the guaranteed amount for the following funds will be paid by current distributions made to the Douglas J. Johnson economic protection trust:

- Taconite School Fund (3.43 cents), which is guaranteed with respect to 2023 production.
- School Building Maintenance Fund (4 cpt), which is guaranteed with respect to 2023 production.
- $150,000 payments to the Ely and Grand Rapids school districts that are to be used the same as the School Building Maintenance Fund.
- $100,000 payments to the Chisholm and Ely school districts under the Taconite School Fund (4.57 cents).
- $25,000 payments to Orr and Winton and $75,000 payments to Cook and Two Harbors under the Taconite Municipal Aid Account.
- 75 percent distribution for the Taconite Railroad Fund.

2026 Distribution of Funds (M.S. 298.28)

Subd. 2 – Cities and Towns Where Mining and Production is Located

(a) The Taconite Cities and Towns Fund allocates 4.5 cents per ton to cities and towns where mining and concentrating occur. Fifty percent goes to cities and townships in which mining activity occurs. The remaining 50% goes to cities and townships in which concentrating occurs. *Note: This is done on a company-by-company basis.*

If both mining and concentrating take place in a single taxing district, the entire 4.5 cents is allocated there. If mining occurs in more than one city or town, the revenue (2.25 cpt) is divided based on either a percentage of taconite reserves or a four-year production average. Most taconite mines have mining in two or more areas.

If concentrating is split between two or more cities or towns, the revenue (2.25 cpt) is divided by the percentage of hours worked in each. The primary crusher is considered the first stage of concentration. Distribution detail is shown in *Figure 5*.

(b) Mining Effects — Four cents per taxable ton is allocated to cities and organized townships affected by mining because their boundaries are within three miles of a taconite mine pit that was actively mined in at least one of the prior three years. If a city or town is located near more than one mine meeting the criteria, it is eligible to receive aid calculated from only the mine producing the largest taxable tonnage. When more than one municipality qualifies for aid based on one company's production, the aid must be apportioned among the municipalities in proportion to their populations. The money must be used for infrastructure improvement projects.

(c) If there are excess distributions from the 3.43 cent, 24.72 cent, and taconite railroad school funds after covering the levy reduction in M.S. 126C.48, subd. 8, then the excess money must be distributed to the cities and townships within the school district in the proportion that their taxable net tax capacity within the school district bears to the net tax capacity of the school district for Property taxes payable in the year prior to distribution.

Subd. 3 – Taconite Municipal Aid Account

(a) The Taconite Municipal Aid is funded at 12.5 cents per taxable ton. Beginning with distributions in 2020 and subsequent years, the 12.5 cents per ton is escalated in the same proportion as the Implicit Price Deflator as provided in M.S. 298.24, subd. 1. The Kinney-White allocation (par. b and c) and the 0.3 cent Range Association of Municipalities and Schools (RAMS) allocation in subd. 8 are subtracted from it. The payment is made on September 15. Each city or township first receives the amount it was entitled to receive in 1975 from the Occupation Tax. The remainder of the aid is distributed according to a complex formula using levies, valuation, population and fiscal need factors.

The first step in this formula is to determine the fiscal need factor (FNF). The FNF is a three-year average of the sum of the local government aid (LGA), local levy and Production Tax revenues received by the community. Next, the local effort tax capacity rate equals the fiscal need factor per capita (FNFPC) divided by 17. If the FNFPC is greater than 350, the local effort tax capacity rate (LETCR) is 350 divided by 17 plus the excess over 350 divided by 15. The minimum allowable LETCR is 8.16. The final step in this formula is to compute the distribution index (DI). The DI

for a community equals its FNF minus LETCR times the adjusted net tax capacity divided by 100.

A DI is determined for all eligible communities. A percentage is determined by comparing the DI of a particular community to the total of distribution indexes for all eligible communities. This percentage is then multiplied by the amount of available municipal aid to determine an amount for each community. Prior to this calculation, the Occupation Tax grandfather amounts and special aid for the city of Kinney and township of White are subtracted from the total available to the Taconite Municipal Aid Fund.

$$\text{If FNFPC} \le 350, \text{LETCR} = \frac{\text{FNFPC}}{17}$$

$$\text{If FNFPC} > 350, \text{LETCR*} = \frac{350}{17} + \frac{(\text{FNFPC} - 350)}{15}$$

$$\text{DI} = (\text{FNF minus LETCR*}) \times \frac{\text{Adjusted Net Tax capacity}}{100}$$

* Minimum allowable LETCR = 8.16

The conditions necessary for a municipality to qualify for this aid are identical to the qualifications for the 66% Taconite Property Tax Relief listed under subd. 6 (see page 7). The state laws governing Taconite Municipal Aid are M.S. 273.134, 298.28, subd. 1, Clause 2, and 298.282. Distribution detail is shown in *Figure 5*.

(b) and (c) - Additional money is allocated to cities and townships if more than 75% of the city's assessed valuation consisted of iron ore as of January 2, 1980, or if more than 75% of the township's assessed valuation consisted of iron ore on January 2, 1982. The distribution is calculated using certified levies, net tax capacities and population. Currently, only White Township and the city of Kinney qualify.

(d) The Township Fund was funded at 3 cents per ton for townships located entirely within the Taconite Tax Relief Area for 2009 distributions. For distributions in 2010 and subsequent years, the 3 cents is escalated in the same proportion as the Implicit Price Deflator as provided in M.S. 298.24, subd. 1. However, the escalation was frozen for distributions made in 2015 through 2017. The money is distributed to the townships on a per capita basis with a maximum of $50,000 per township. If a township would receive more than $50,000, the portion that exceeds $50,000 is redistributed among the townships under $50,000.

Subd. 4 – School Districts

(a) A total of 32.15 cents per taxable ton is allocated under (b) and (c), plus the amount in paragraph (d).

(b) (i) Taconite School Fund (3.43 cents)
A total of 3.43 cents per taxable ton for each producer is allocated to school districts in which mining and concentrating occurs. If the mining and concentrating take place in separate districts, 50% is allocated to the location of mining and 50% to concentrating. In addition, if the mining occurs in more than one school district, the 50% portion is further split based on either a four-year average of production or a percentage of taconite reserves. If the concentrating function of a company takes place in more than one school district, the 50% portion is further split according to hours worked in each district. The primary crusher, tailings basin and power plant owned by a taconite company are considered part of concentrating. When these are in different school districts from the plant, the hours-worked split is used. Distribution detail is shown in *Figure 6*.

(b) (ii) School Building Maintenance Fund (4 cents)
Four cents per taxable ton is allocated to specified school districts, based on proximity to a taconite facility, to be used for building maintenance and repairs. The money allocated from each taconite facility shall be apportioned between its recipient school districts based on pupil units.

a. Keewatin Taconite proceeds are allocated to the Greenway and Nashwauk-Keewatin districts.
b. Hibbing Taconite proceeds are allocated to the Chisholm and Hibbing districts.
c. Minorca and Minntac proceeds are allocated to the Mountain Iron-Buhl, Mesabi East, and Rock Ridge districts.
d. Northshore Mining proceeds are allocated to the St. Louis County and Lake Superior districts.
e. United Taconite proceeds are allocated to the St. Louis County and Rock Ridge districts.

This additional money is not subject to the 95% levy limitations in M.S. 126C.48, subd. 8.

(c) Regular School Fund (24.72 cents)
A total of 24.72 cents per taxable ton is split among the 14 school districts in the Taconite Assistance Area. Each school district receives the amount it was entitled to receive in 1975 from the taconite Occupation Tax (under M.S. 298.32). This amount may be increased or reduced by the percentage aid guarantee provisions of M.S. 298.225. The remaining amount in the fund is distributed using an index based on pupil units and tax capacities. Generally, districts with larger tax capacities per pupil unit tend to receive a proportionately smaller amount of this fund. Eleven cents per ton of this distribution is not subject to the 95% levy limitation in M.S. 126C.48, subd. 8. Distribution detail is shown in *Figure 6*.

The index is calculated as follows: The pupil units for the prior school year are multiplied by the ratio of the average net tax capacity per pupil unit of all taconite districts to the adjusted net tax capacity per pupil unit of the district. Each district receives the portion of the distribution that its index bears to the sum of the indexes for all taconite school districts.

(d) Taconite Referendum Fund (21.3 cents)
The Taconite Referendum Fund (TRF) receives an allocation

of 21.3 cents per taxable ton. Taconite school districts receive money from the fund on July 15 based on two calculations: (1) an additional $175 per pupil unit over and above state aids by passing a special levy referendum equal to 1.8% of net tax capacity. The pupil units used in the computation are the greater of the previous year or the 1983-84 school year units. The fund pays the difference between the local levy and $175 per pupil unit. (2) A second calculation equal to 22.5% of the amount obtained by subtracting 1.8% of the district's net tax capacity from the district's 2012 weighted average daily membership times the sum of (A) $415, plus (B) the district's fiscal year 2013 referendum allowance. If any money remains in the fund, it is distributed to the Taconite Environmental Protection Fund (two-thirds) and the Douglas J. Johnson Economic Protection Trust Fund (one-third). *Note: A district receiving money from the TRF must reserve the lesser of $25 or the amount received per pupil unit (of the $175 authorized) for early childhood programs or outcome-based learning programs. Distribution detail is shown in* Figure 6.

(e) Each school district is entitled to receive the amount it received in 1975 under M.S. 298.32 (Occupation Tax Grandfather).

Subd. 5 – Counties

(a) The allocation of 21.05 cents per taxable ton to counties (subject to adjustment by M.S. 298.225) is to be distributed under subd. 5(b) through (d). The amounts listed in (b) and (d) are the statutory amounts prior to any adjustment by M.S. 298.225. Distribution detail is shown in *Figure 8*.

(b) Taconite Counties with Mining or Concentrating
An amount of 10.525 cents per taxable ton is distributed to the county in which the taconite is mined or quarried or in which the concentrate is produced (split in the same manner as taconite cities and towns), less any amount distributed in subd. 5(c). Distribution detail is shown in *Figure 8*.

(c) Counties - Electric Power Plant
If an electric power plant owned by and providing the primary source of power for a taconite plant is located in a county other than the county in which the mining and concentrating processes are conducted, 1 cent per ton (for that company) is distributed to the county in which the power plant is located. *This 1 cent is not escalated but is subject to M.S. 298.225 adjustment with variable guarantee.*

Cook County continues to receive aid based on Minnesota Power's power plant, located in Taconite Harbor, due to the guarantee provided by M.S. 298.225. For the 2025 production year, this amounted to $79,889. The 1 cent per ton distribution for the 1983 base year was figured on 9,793,639 tons. The current year M.S. 298.225 guarantee percentage is always applied.

$0.01 x 9,793,639 x 81.572286% = $79,889

There is also a transfer of $18,377 (1983 base of $22,528 x 81.572286%) to the county fund covered in subd. 6(b). Therefore, Cook County receives a total of $98,266 due to the power plant.

(d) Taconite County Road and Bridge
Each county receives a portion of the aid that is deposited in the County Road and Bridge Fund in the same manner as taconite cities and towns. The basic allocation is 10.525 cents per taxable ton. It is subject to adjustment as in M.S. 298.225. Distribution detail is shown in *Figure 8*.

Subd. 6 – Taconite Property Tax Relief

(a) Taconite Property Tax Relief
The amount sent to this fund was rebased by the 2013 legislature at 34.8 cents per taxable ton for the 2013 production year. The fund resumed indexing by using the Gross Domestic Product Implicit Price Deflator beginning with the 2017 production year. The qualifications and distribution of Taconite Property Tax Relief are described in the following paragraphs.

The *Taconite Homestead Credit* reduces the tax paid by owners of certain properties located on the Mesabi and Vermillion ranges located within the Taconite Tax Relief Area. The properties receiving this credit are owner-occupied homes and owner-occupied farms.

If an owner-occupied home or farm is located in a city or town that contained at least 40% of its valuation as iron ore on May 1, 1941, or which had a taconite mine, processing plant, or electric generating facility on January 1, 1977, or currently has a taconite mine, processing plant, or electric generating facility, the taconite credit is 66% of the tax, up to a maximum credit of $515 for taxes payable beginning in 2025.

If the property is not located in such a city or town, but is located in a school district containing such a city or town, the taconite credit is 57% of the tax, up to a maximum credit of $515 for taxes payable beginning in 2025.

The total amount of Taconite Property Tax Relief paid in each county and school district and an example of the calculation are available on our website.

State laws governing Taconite Property Tax Relief are contained in M.S. 273.134 to M.S. 273.136 and M.S. 298.28, subd. 6. This is guaranteed by the Douglas J. Johnson Economic Protection Trust Fund as stated in M.S. 298.293.

(b) Electric Power Plant Aid from Property Tax Relief
For any electric power plant located in another county, as described in 5(c), 0.1875 cent per taxable ton (cpt) from the Taconite Property Tax Relief Account is paid to the county. The distribution is subject to the M.S. 298.225 variable guarantee. For the 2025 production year, $18,377 was distributed, with the entire amount coming from the M.S. 298.225 guarantee (calculation details under (c) Counties).

(c) Electric Power Plant Aid from Property Tax Relief
This subdivision allocates 0.4541 cent per LTV's taxable tonnage to the Cook County school district due to LTV's power plant in Cook County. The distribution is subject to the M.S. 298.225 guarantee at 31.2% or the variable rate, whichever is less. For the 2025 production year, $21,087 was distributed. This is calculated by multiplying the 1983 base of $67,586 x .312 = $21,087.

Subd. 7 – Iron Range Resources and Rehabilitation

An amount of 6.5 cents per taxable ton escalated by the Gross Domestic Product Implicit Price Deflator is allocated to Iron Range Resources and Rehabilitation (subject to M.S. 298.225 guarantee). However, the escalation was frozen for distributions made in 2015 through 2017. The funds are used by Iron Range Resources and Rehabilitation for general operating expenses and community development grants.

Subd. 7a – Iron Range Schools and Community Development Account

This account was created by the 2014 legislature and is managed by Iron Range Resources and Rehabilitation. It will receive distributions from the following:

(a) For distributions in 2024 through 2032 it receives 24 cents per taxable ton. For distributions beginning in 2033 it will receive 10 cents per taxable ton.

(b) Also, beginning the distribution year after a taconite school bond receives its last taconite payment, an amount equal to what the bond received from the 2012 pay 2013 production year distributions will be added to the fund with the money being deducted from the same sources as the original bond.

Subd. 8 – Range Association of Municipalities and Schools (RAMS)

An amount equal to 0.5 cent per taxable ton (subject to M.S. 298.225 guarantee) is paid to the RAMS to provide an area-wide approach to problems that demand coordinated and cooperative actions. All cities, towns, and schools in the taconite and iron ore mining area are included. This amount is subtracted from the Taconite Municipal Aid distribution in subd. 3.

Subd. 9 – Douglas J. Johnson Economic Protection Trust Fund (DJJ)

In addition to the amount provided in the remainder after all other distributions are completed, 3.35 cents per taxable ton is allocated to the DJJ. The cents per ton is normally increased in the same proportion as the implicit price deflator as provided in M.S. 294.24, subd 1. However, the escalation for this fund was frozen for distributions in 2015 through 2017.

In addition to the above, for distributions in 2015 through 2017, the DJJ received one-third of the cumulative tax generated due to the increase in the tax rate. The amount received in 2017 was also distributed in 2018 and 2019.

Subd. 9a – Taconite Economic Development Fund

This subdivision is explained on page 3.

Subd. 9b – Producer Grants

Five cents per taxable ton must be paid to the Taconite Environmental Protection Fund (TEPF) for use under M.S. 298.2961, subd. 4. The fund also receives a fixed amount equal to the increased tax proceeds due to the tax rate change for 2005 distributions, as stated in subd. 10 (b).

Subd. 9c – City of Eveleth

The City of Eveleth shall receive 0.20 cents per taxable ton for support of the Hockey Hall of Fame provided that an equal amount of donations have been received. Any amount of the 0.20 cents per ton that exceeds the donations shall be distributed to Iron Range Resources and Rehabilitation.

Subd. 9d – Iron Range Higher Education Account

Five cents per taxable ton must be allocated to Iron Range Resources and Rehabilitation (IRRR) to be deposited in the Iron Range Higher Education Account to be used for higher education programs conducted at educational institutions in the Taconite Assistance Area defined in M.S. 273.1341. The Iron Range Higher Education committee under M.S. 298.2214 and IRRR must approve all expenditures from the account.

Subd. 10 – Indexing

Beginning with distribution in 2000 (1999 production year), the amounts determined under subd. 6, paragraph (a), and subd. 9 are increased in the same proportion as the increase in the implicit price deflator as provided in M.S. 298.24, subd. 1.

Subd. 11 – Remainder

(a) After calculating the initial distributions to the various funds and grandfathered amounts including (b) and (c) below, the remainder is distributed two-thirds to the TEPF and one-third to the DJJ. Any interest earned on money on deposit by the counties is sent to IRRR to be split into the two funds using the same two-thirds/one-third apportionment.

(b) Taconite Railroad
Until 1978, the taconite railroad gross earnings tax was distributed to local units of government based on a formula of 50% to school districts, 22% city or town, 22% county, and 6% to the state. The respective shares were further split based on miles of track in each government unit. Beginning in 1978, the distributions were frozen at the 1977 level and funded from Production Tax revenues. The total amount distributed in 2018 was $2,482,454. Taconite railroad aids are not subject to the percentage reduction mandated for other aids by M.S. 298.225 and so remain constant from year to year. Beginning with the 2002 production year, the taconite railroad distribution to schools was reduced to 62% of the 1977 amount.

(c) Occupation Tax Grandfather Amount to Iron Range Resources and Rehabilitation

In 1978 and each year thereafter, the amount distributed to Iron Range Resources and Rehabilitation was the same as it received in 1977 from the distribution of the taconite and iron ore Occupation taxes: $1,252,520.

Additional Payments

In Minnesota Laws 2013, Chapter 143, Article 11, Section 11, the legislature authorized the commissioner of Iron Range Resources and Rehabilitation (IRRR) to issue $38,000,000 in revenue bonds to make grants to school districts within the Taconite Assistance Area. The grants are to be used for various building projects with the exception of ISD 2142 which must use the grant for debt service reduction for a bond passed in 2009. The revenue bonds are paid from Production Tax revenues prior to the calculation of the remainder under M.S. 298.28, subd. 11, with a maximum of 10 cents per ton. Any amount above 10 cents per ton will be paid by the DJJ fund.

Although the following payments are not included in M.S. 298.28 or its subdivisions, they are subtracted after dividing the remainder described in subd. 11.

These payments consist of school bond payments to school districts within the Taconite Tax Relief Area and Taconite Assistance Area. Most are funded 80% taconite and 20% local efforts.

In Minnesota Laws 2005, Chapter 152, Article 1, Section 39 the legislature authorized the commissioner of IRRR to issue $15,000,000 in revenue bonds to make grants to school districts in the Taconite Tax Relief Area or Taconite Assistance Area. The bonds are to be used by the school districts to pay for health, safety and maintenance improvements. The bonds are funded in equal shares from the TEPF and the DJJ. Minor amendments were made by the 2006 legislature.

Aid Guarantee (M.S. 298.225)

The recipients of the Production Tax, provided in M.S. 298.28, subds. 2 to 5, subd. 6, paragraphs (b) and (c) and subds. 7 and 8, are guaranteed to receive distributions equal to the amount distributed to them with respect to the 1983 production year, provided that production is not less than 42 million taxable tons. If the production is less, the amount distributed from the fund is reduced proportionately by 2% per each 1,000,000 tons by which the taxable tons are less than 42 million tons. For example, if the taxable tonnage (three-year average) is 39.8 million then the proportionate reduction is 4.4%. This is calculated by multiplying 2% times 2.2 million tons.

This aid guarantee is funded equally from the initial current year distributions to the TEPF and the DJJ. If the initial distributions are insufficient to fund the difference, the commissioner of Iron Range Resources and Rehabilitation makes the payments of any remaining difference from the existing balance of the TEPF and the DJJ in equal proportions.

The commissioner of the Department of Revenue determines the amounts. The 12.5 cent Taconite Municipal Aid Account is covered at 100%.

The aid payments covered by this variable guarantee are listed as follows:

1. 4.5 cents—Taconite Cities and Towns Fund (uses 1999 production year as base year)
2. 21.3 cents— Taconite Referendum Fund
3. 6.5 cents—escalated to Iron Range Resources and Rehabilitation
4. 0.5 cent—RAMS
5. 0.1875 cent—Electric Power Plant Aid is transferred from Taconite Property Tax Relief Account to Cook County
6. 4 cents - Mining Effects Fund (uses 1999 production year as base year)

The following funds are guaranteed at 75% or the variable guarantee, whichever is less:

1. 10.525 cents—Taconite County Fund (For this fund, the 75% guarantee is further reduced by 5 cents per taxable ton)
2. 10.525 cents—Taconite County Road and Bridge Fund

The following funds are guaranteed at 31.2% or the variable guarantee, whichever is less:

1. 24.72 cents—Regular School Fund
2. 3.43 cents—Taconite School Fund
3. 0.4541 cent—Electric Power Plant Aid is transferred from Taconite Property Tax Relief Account to School District 166, Cook County

The Taconite Property Tax Relief Account is not covered by M.S. 298.225, but is separately guaranteed by the DJJ, as stated in M.S. 298.293.

Production Tax Distribution Calculation (M.S. 298.28)

The producers make the Production Tax payments directly to six counties (Aitkin, Cook, Crow Wing, Itasca, Lake, and St. Louis) and Iron Range Resources and Rehabilitation (IRRR). Each county auditor is responsible for making the taconite aid payments to the various jurisdictions within the county. St. Louis County was designated as fiscal agent for the Taconite Property Tax Relief Account and issues Taconite Property Tax Relief checks to the other counties. The state of Minnesota also makes a payment of 22 cents per taxable ton (payable 2026). This money was added to the amount available for distribution.

The Department of Revenue makes all computations regarding the amount paid by the companies, state and the aid payments due to cities, schools, townships, counties and Iron Range Resources and Rehabilitation. Interest earnings on undistributed funds are remitted by the counties to IRRR.

The proceeds of the 2025 Production Tax (payable 2026) were distributed as follows:

M.S. 298.28	Payment Recipients	Cents per Taxable Ton
Subd. 2a	Taconite cities and towns	4.5
Subd. 2b	Taconite cities and towns (mining effects)	4.0
Subd. 3	Taconite Municipal Aid Account (after subtraction of Subd. 8)	12.0*
Subd. 3(d)	Township Fund	3.0*
Subd. 4	School districts	
	(b)(i) Taconite schools (mining and/or concentrating in the district)	3.43
	(b)(ii) School Building Maintenance Fund	4.0
	(c) Regular School Fund (distributed by formula)	24.72
	(d) Taconite Referendum Fund	(formula amount–see page 6)
Subd. 5	Counties	
	(b and c) Taconite counties (includes electric power plant)	10.525
	(d) Taconite county Road and Bridge	10.525
	Counties total	21.05
Subd. 6	Taconite Property Tax Relief	
	(includes .6416 cents for Cook County and Cook County Schools)	34.8*
Subd. 7	Iron Range Resources and Rehabilitation	6.5*
Subd. 7a	Iron Range Schools and Community Development Account	24.0
Subd. 8	Range Association of Municipalities and Schools	0.5
Subd. 9	Douglas J. Johnson Economic Protection Trust Fund	3.35*
Subd. 9a	Taconite Economic Development Fund	25.1
Subd. 9b	Taconite Environmental Fund for use in Producer Grants	5.0**
Subd. 9c	City of Eveleth (Hockey Hall of Fame)	0.2
Subd. 9d	Iron Range Higher Education Account	5.0
Subd. 10	Indexing provisions	-
Subd. 11	Distribution of remainder	-

* These funds are escalated using the Gross Domestic Product Implicit Price Deflator. After escalation, the cents per ton for the Taconite Municipal Aid Account was 15.20 cents, Township fund was 4.19 cents, Taconite Property Tax Relief was 44.84 cents, Iron Range Resources and Rehabilitation was 11.28 cents, and the Douglas J. Johnson Economic Protection Trust Fund was 5.72 cents.

** Plus amount of revenue due to tax increase generated in pay 2005.

The full amount distributed, including escalation and M.S. 298.225 guarantees, is available in *Figure 4*.

Taconite Environmental Protection Fund (TEPF) and Douglas J. Johnson Economic Protection Trust Fund (DJJ) (M.S. 298.223 and 298.291)

The TEPF and the DJJ were established by the 1977 Legislature. These two funds receive the remainder of the Production Tax revenues after all distributions are made according to M.S. 298.28. The remainder is split with one-third to the DJJ and two-thirds going to the TEPF.

The TEPF was created for the purpose of reclaiming, restoring and enhancing those areas of Minnesota that are adversely affected by environmentally damaging operations involved in mining and producing taconite and iron ore concentrate. The scope of activities includes local economic development projects. The Iron Range Resources and Rehabilitation (IRRR) commissioner administers the fund.

The DJJ is somewhat different in that only interest and dividends earned by the fund may be spent before January 1, 2028. Expenditures from the principal may be made with approval from IRRR for economic development projects.

Taconite Property Tax Relief

The taconite homestead credits described on page 7 are administered by the county auditors. The amounts do not equal the total Production Tax allocated for Property Tax Relief shown in the tables as collections or payments. The difference is carried in the Taconite Property Tax Relief Fund balance with St. Louis County as fiscal agent. If the fund balance and Production Tax collections are not sufficient to make the payments, the deficit is made up from the Douglas J. Johnson Economic Protection Trust Fund. The last time this occurred was in 1989.

Note: The Taconite Property Tax Relief Fund Balance, Taconite Property Tax Relief Fund Distribution, and Taconite Residential Homestead Credit Examples tables are available on our website as Excel files. Go to www.revenue.state.mn.us and type **Mining Statistics** in the Search box.

Figure 4

Distributions by Fund/Recipient (2022-2026)*

Payable Year	2022	2023	2024	2025	2026
City and Towns (Mining/Concentrating)	$1,930,198	$1,842,159	$1,935,469	$1,881,726	$1,835,516
Cities and Towns (Mining Effects)	$1,665,780	$1,581,233	$1,661,915	$1,615,960	$1,581,908
Taconite Municipal Aid Account	$6,754,186	$6,770,368	$7,038,064	$7,029,654	$7,017,008
"Taconite Municipal Aid-- Special City/Township Fund"	$139,920	$33,525	$33,525	$33,525	$33,525
Township Fund	$1,248,919	$1,257,018	$1,404,106	$1,386,450	$1,373,312
County Fund	$7,120,152	$7,193,102	$7,147,137	$7,197,947	$7,230,697
County Road and Bridge Fund	$4,173,031	$3,988,715	$4,180,143	$4,072,789	$3,905,135
Regular School Fund	$9,619,880	$9,186,979	$9,599,846	$9,268,446	$8,990,678
Taconite School Fund (Mining/Concentrating)	$1,464,072	$1,436,556	$1,500,542	$1,465,556	$1,403,955
School Building Maintenance Fund	$1,412,458	$1,343,209	$1,410,017	$1,356,392	$1,311,445
Taconite Levy Shortfall Payment	$1,381,367	$0	$0	$0	$0
Taconite Referendum Fund	$6,178,596	$6,178,596	$6,178,596	$6,178,596	$6,178,596
School Bond Payments	$355,032	$177,339	$0	$0	$0
Taconite Railroad Aid (total for cities, towns, counties, schools)	$2,482,454	$2,482,454	$2,482,454	$2,482,454	$2,482,454
Taconite Property Tax Relief Fund	$11,989,040	$13,457,130	$15,031,781	$14,842,759	$14,702,117
Iron Range Resources & Rehabilitation (indexed)	$3,683,847	$3,692,686	$4,101,107	$4,043,636	$3,999,938
Iron Range Resources & Rehabilitation (fixed)	$1,252,520	$1,252,520	$1,252,520	$1,252,520	$1,252,520
Taconite Economic Development Fund (TEDF)	$9,365,582	$8,620,416	$9,084,584	$8,708,982	$20,941
Taconite Environmental Protection Fund (TEPF)	$16,670,677	$18,227,837	$18,570,333	$18,112,930	$23,936,075
TEPF Producer Grants and Loans	$3,027,655	$2,940,096	$3,023,604	$2,956,574	$2,900,391
Douglas J. Johnson Economic Protection Trust Fund (DJJ)	$6,916,039	$7,727,575	$8,085,930	$7,756,171	$10,651,659
Iron Range Higher Education Account	$1,766,572	$1,679,013	$1,762,521	$1,695,491	$1,639,308
Iron Range Resources & Rehabilitation Education Revenue Bonds	$2,730,834	$2,733,034	$5,026,478	$5,756,146	$5,608,225
Iron Range Schools & CommunityDevelopment Account	$6,426,027	$6,250,905	$11,857,444	$11,535,695	$11,266,015
Hockey Hall of Fame	$70,663	$67,162	$70,501	$67,819	$65,572
Range Association of Municipalities and Schools (RAMS)	$127,393	$124,321	$197,612	$190,245	$184,072
Excess school levy replacement money**	$0	($217,068)	($467,464)	($370,100)	($22,963)
Levy replacement money to cities and towns**	$0	$217,068	$467,464	$370,100	$22,963
Unallocated school levy replacement money***	$0	$0	$0	$0	$0
School money to cities and towns for pay 20XX levy reduction***	$0	$0	$0	$0	$0
Total	**$109,952,894**	**$110,243,948**	**$122,636,229**	**$120,888,463**	**$119,571,062**

Dash indicates not eligible.

* The Production Tax is collected and distributed in the year following production. For example, the amount distributed in 2026 was based on the 2025 Production Tax.

** If the combined total of the School District Fund, Regular School Fund and Taconite Railroad exceeds the levy replacement amount, the excess is transferred to cities and townships within the district.

*** If a school district does not allocate all of its eligible levy replacement amount, the unallocated amount is used to reduce the following year's levy for cities and towns within the district.

Figure 5

2026 Distributions to Cities and Townships

(Based on 2025 production year tax revenues)

	Mining and Concentrating 4.5 cents	Mining Effects 4.0 cents	M.S. 298.28, subd. 3(b)	Township Fund 3.0 cents	Taconite Railroad Aid	Taconite Municipal Aid	Excess School Levy Replacement Money to Cities/Towns	Total
Aitkin County								
Aitkin	–	–	–	–	–	–	–	$0
Aitkin Township	–	–	–	–	–	–	–	$0
Farm Island Township	–	–	–	–	–	–	–	$0
Fleming Township	–	–	–	–	–	–	–	$0
Glen Township	–	–	–	–	–	–	–	$0
Hazelton Township	–	–	–	–	–	–	–	$0
Kimberly Township	–	–	–	–	–	–	–	$0
Lakeside Township	–	–	–	–	–	–	–	$0
Lee Township	–	–	–	–	–	–	–	$0
Libby Township	–	–	–	–	–	–	–	$0
Logan Township	–	–	–	–	–	–	–	$0
Malmo Township	–	–	–	–	–	–	–	$0
Morrison Township	–	–	–	–	–	–	–	$0
Nordland Township	–	–	–	–	–	–	–	$0
Palisade	–	–	–	–	–	–	–	$0
Spencer Township	–	–	–	–	–	–	–	$0
Verdon Township	–	–	–	–	–	–	–	$0
Waukenabo Township	–	–	–	–	–	–	–	$0
Wealthwood Township	–	–	–	–	–	–	–	$0
Workman Township	–	–	–	–	–	–	–	$0
Cook County								
Grand Marais	---	---	---	---	---	---	$2,971	$2,971
Lutsen Township	---	---	---	$25,686	---	---	$4,822	$30,508
Schroeder Township	$7,246	---	---	$8,795	$47,297	$0	$1,676	$65,014
Tofte Township	---	---	---	$11,993	---	---	$2,170	$14,163
Crow Wing County								
Bay Lake Township	---	---	---	---	---	---	---	$0
Center Township	---	---	---	---	---	---	---	$0
Crosby	---	---	---	---	---	$116,630	---	$116,630
Crosslake	---	---	---	---	---	---	---	$0
Cuyuna	---	---	---	---	---	---	---	$0
Deerwood	---	---	---	---	---	---	---	$0
Deerwood Township	---	---	---	---	---	---	---	$0
Emily	---	---	---	---	---	---	---	$0
Fairfield Township	---	---	---	---	---	---	---	$0
Irondale Township	---	---	---	---	---	$0	---	$0
Ironton	---	---	---	---	---	$49,262	---	$49,262
Lake Edward Township	---	---	---	---	---	---	---	$0
Little Pine Township	---	---	---	---	---	---	---	$0
Mission Township	---	---	---	---	---	---	---	$0
Nokay Township	---	---	---	---	---	---	---	$0
Oak Lawn Township	---	---	---	---	---	---	---	$0

*Excess school levy replacement money transferred to cities/townships.

Figure 5 *(cont.)*
2026 Distributions to Cities and Townships

	Mining and Concentrating 4.5 cents	Mining Effects 4.0 cents	M.S. 298.28, subd. 3(b)	Township Fund 3.0 cents	Taconite Railroad Aid	Taconite Municipal Aid	Excess School Levy Replacement Money to Cities/Towns	Total
Perry Township	---	---	---	---	---	---	---	$0
Rabbitt Lake Township	---	---	---	---	---	---	---	$0
Riverton	---	---	---	---	---	$2,905	---	$2,905
Ross Lake Township	---	---	---	---	---	---	---	$0
Trommald	---	---	---	---	---	$850	---	$850
Wolford Township	---	---	---	---	---	---	---	$0
Itasca County								
Alvwood Township	---	---	---	---	---	---	$0	$0
Arbo Township	---	---	---	---	---	---	$0	$0
Ardenhurst Township	---	---	---	---	---	---	$0	$0
Balsam Township	---	---	---	---	---	---	$0	$0
Bearville Township	---	---	---	---	---	---	$0	$0
Big Fork	---	---	---	---	---	---	$0	$0
Big Fork Township	---	---	---	---	---	---	$0	$0
Blackberry Township	---	---	---	---	---	---	$0	$0
Bovey	---	---	---	---	---	$99,160	$0	$99,160
Calumet	---	---	---	---	---	$38,265	$0	$38,265
Carpenter Township	---	---	---	---	---	---	$0	$0
Cohasset	---	---	---	---	---	---	$0	$0
Coleraine	---	---	---	---	---	$53,869	$0	$53,869
Effie	---	---	---	---	---	---	$0	$0
Feeley Township	---	---	---	---	---	---	$0	$0
Good Hope Township	---	---	---	---	---	---	$0	$0
Goodland Township	---	---	---	$23,887	---	---	$0	$23,887
Grand Rapids	---	---	---	---	---	---	$0	$0
Grattan Township	---	---	---	---	---	---	$0	$0
Greenway Township	$16,585	---	---	$42,926	---	$11,037	$0	$70,548
Harris Township	---	---	---	---	---	---	$0	$0
Keewatin	$12,323	$64,279	---	---	---	$132,108	$0	$208,710
Kinghurst Township	---	---	---	---	---	---	$0	$0
LaPrairie	---	---	---	---	---	---	$0	$0
Lawrence Township	---	---	---	$24,786	---	---	$0	$24,786
Lone Pine Township	$6,137	$28,024	---	$21,438	---	$2,820	$0	$58,419
Marble	---	---	---	---	---	$58,092	$0	$58,092
Max Township	---	---	---	---	---	---	$0	$0
Moose Township	---	---	---	---	---	---	$0	$0
Nashwauk	$11,797	$63,037	---	---	---	$59,881	$0	$134,715
Nashwauk Township	$11,772	$43,897	---	$33,581	---	$8,370	$0	$97,620
Nore Township	---	---	---	---	---	---	$0	$0
Pomroy Township	---	---	---	---	---	---	$0	$0
Sago Township	---	---	---	---	---	---	$0	$0

Figure 5 *(cont.)*
2026 Distributions to Cities and Townships

	Mining and Concentrating 4.5 cents	Mining Effects 4.0 cents	M.S. 298.28, subd. 3(b)	Township Fund 3.0 cents	Taconite Railroad Aid	Taconite Municipal Aid	Excess School Levy Replacement Money to Cities/Towns	Total
Squaw Lake	---	---	---	---	---	---	$0	$0
Stokes Township	---	---	---	---	---	---	$0	$0
Taconite	---	---	---	---	---	$9	$0	$9
Third River Township	---	---	---	---	---	---	$0	$0
Trout Lake Township	---	---	---	---	---	---	$0	$0
Wabana Township	---	---	---	---	---	---	$0	$0
Warba	---	---	---	---	---	---	$0	$0
Wawina Township	---	---	---	---	---	---	$0	$0
Wildwood Township	---	---	---	---	---	---	$0	$0
Lake County								
Beaver Bay	---	---	---	---	---	---	$0	$0
Beaver Bay Township	$3,546	---	---	$25,236	$12,459	---	$0	$41,241
Crystal Bay Township	---	---	---	$20,889	$6,892	---	$0	$27,781
Fall Lake Township	---	---	---	$33,732	---	---	$0	$33,732
Silver Bay	$70,476	---	---	---	$151,414	$159,701	$0	$381,591
Silver Creek Township	---	---	---	$50,000	$20,438	---	$0	$70,438
Stony River Township	---	---	---	$8,795	$19,774	---	$0	$28,569
Two Harbors	---	---	---	---	---	---	$0	$0
St. Louis County								
Alango Township	---	---	---	$13,692	---	---	$0	$13,692
Alborn Township	---	---	---	$21,538	---	---	$0	$21,538
Alden Township	---	---	---	$10,645	---	---	$0	$10,645
Angora Township	---	---	---	$10,144	---	---	$0	$10,144
Arrowhead Township	---	---	---	---	---	---	$0	$0
Ault Township	---	---	---	$6,097	---	---	$0	$6,097
Aurora	$14,241	$66,822	---	---	---	$262,146	$0	$343,209
Babbitt	$81,859	$130,565	---	---	$165,356	$203,051	$0	$580,831
Balkan Township	$11,161	$8,704	---	$39,678	---	$243	$0	$59,786
Bassett Township	---	$4,601	---	$2,399	$11,646	---	$0	$18,646
Beatty Township	---	---	---	$20,389	---	---	$0	$20,389
Biwabik	$25,383	$22,815	---	---	---	$7,862	$0	$56,060
Biwabik Township	$8,772	$19,097	---	$41,077	---	$0	$0	$68,946
Breitung Township	---	---	---	$24,586	---	$25,000	$0	$49,586
Brevator Township	---	---	---	---	---	---	$0	$0
Brookston	---	---	---	---	---	---	$0	$0
Buhl	---	$37,728	---	---	---	$91,415	$1,529	$130,672
Camp 5 Township	---	---	---	$800	---	---	$0	$800
Cedar Valley Township	---	---	---	---	---	---	$0	$0
Cherry Township	---	---	---	$40,928	---	---	$0	$40,928
Chisholm	---	$51,555	---	---	---	$704,228	$0	$755,783
Clinton Township	---	$29,840	---	$48,524	---	---	$0	$78,364
Colvin Township	---	---	---	$14,092	---	---	$0	$14,092

Figure 5 *(cont.)*

2026 Distributions to Cities and Townships

	Mining and Concentrating 4.5 cents	Mining Effects 4.0 cents	M.S. 298.28, subd. 3(b)	Township Fund 3.0 cents	Taconite Railroad Aid	Taconite Municipal Aid	Excess School Levy Replacement Money to Cities/Towns	Total
Crane Lake Township	---	---	---	$3,998	---	---	$0	$3,998
Culver Township	---	---	---	$15,941	---	---	$0	$15,941
Duluth Township	---	---	---	$50,000	---	---	$0	$50,000
Eagle's Nest Township	---	---	---	$11,244	---	---	$0	$11,244
Ellsburg Township	---	---	---	$10,195	---	---	$0	$10,195
Elmer Township	---	---	---	$6,396	---	---	$0	$6,396
Ely	---	---	---	---	---	$376,280	$0	$376,280
Embarrass Township	---	---	---	$29,784	---	---	$0	$29,784
Eveleth	$63,617	$107,961	---	---	---	$673,118	$0	$844,696
Fairbanks Township	---	---	---	$3,298	---	---	$0	$3,298
Fayal Township	$3,597	$54,364	---	$50,000	---	$0	$0	$107,961
Field Township	---	---	---	$16,890	---	---	$0	$16,890
French Township	---	---	---	$27,884	---	---	$0	$27,884
Gilbert	$12,330	$38,380	---	---	---	$212,429	$0	$263,139
Great Scott Township	$19,917	$15,948	---	$20,638	---	$11,910	$1,706	$70,119
Greenwood Township	---	---	---	$50,000	---	---	$0	$50,000
Hibbing	$471,709	$175,558	---	---	---	$1,769,458	$0	$2,416,725
Hoyt Lakes	$204,554	$81,890	---	---	$150,866	$206,438	$0	$643,748
Industrial Township	---	---	---	$40,578	---	---	$0	$40,578
Iron Junction	---	---	---	---	$5,000	---	$0	$5,000
Kabetogama Township	---	---	---	$7,346	---	---	$0	$7,346
Kelsey Township	---	---	---	$7,946	---	---	$0	$7,946
Kinney	$12,124	$6,101	$33,525	---	---	$33,691	$227	$85,668
Kugler Township	---	---	---	$6,897	---	---	$0	$6,897
Lavell Township	---	---	---	$13,792	---	---	$0	$13,792
Leiding Township	---	---	---	$20,339	---	---	$0	$20,339
Leonidas	$6,214	$1,629	---	---	---	$3,354	$0	$11,197
Linden Grove Township	---	---	---	$4,848	---	---	$0	$4,848
McDavitt Township	$100,224	---	---	$21,239	---	$8,048	$0	$129,511
McKinley	---	$2,347	---	---	---	$11,715	$0	$14,062
Meadowlands	---	---	---	---	---	---	$0	$0
Meadowlands Township	---	---	---	$15,542	---	---	$0	$15,542
Morcom Township	---	---	---	$3,998	---	---	$0	$3,998
Morse Township	---	---	---	$50,000	---	---	$0	$50,000
Mountain Iron	$546,365	$110,519	---	---	---	$246,437	$7,626	$910,947
Ness Township	---	---	---	$3,348	---	---	$0	$3,348
New Independence TS	---	---	---	$18,190	---	---	$0	$18,190
Northland Township	---	---	---	$7,895	---	---	$0	$7,895
Orr	---	---	---	---	---	---	$0	$0
Owens Township	---	---	---	$12,344	---	---	$0	$12,344
Pequaywan Township	---	---	---	$6,547	---	---	$0	$6,547
Pike Township	---	---	---	$19,939	---	---	$0	$19,939

Figure 5 *(cont.)*
2026 Distributions to Cities and Townships

	Mining and Concentrating 4.5 cents	Mining Effects 4.0 cents	M.S. 298.28, subd. 3(b)	Township Fund 3.0 cents	Taconite Railroad Aid	Taconite Municipal Aid	Excess School Levy Replacement Money to Cities/Towns	Total
Stoney Brook Township	---	---	---	$16,741	---	---	$0	$16,741
Sturgeon Township	---	---	---	$7,445	---	---	$0	$7,445
Toivola Township	---	---	---	$8,795	---	---	$0	$8,795
Tower	---	---	---	---	---	$26,599	$0	$26,599
Vermillion Lake TS	---	---	---	$13,442	---	---	$0	$13,442
Virginia	$43,277	$320,669	---	---	---	$1,304,734	$236	$1,668,916
Waasa Township	---	$9,295	---	$11,344	---	---	$0	$20,639
White Township	$23,806	$64,079	$0	$50,000	---	$40,980	$0	$178,865
Willow Valley Township	---	---	---	$5,298	---	---	$0	$5,298
Winton	---	---	---	---	---	---	$0	$0
Wuori Township	$46,484	$22,204	---	$28,735	---	$4,913	$0	$102,336
Total	**$1,835,516**	**$1,581,908**	**$33,525**	**$1,373,312**	**$591,142**	**$7,017,008**	**$22,963**	**$12,455,374**

Dash indicates not eligible. $0 indicates eligible, but no payment at current valuation and production.

Figure 6
2026 Distributions by Fund to School Districts

(Based on 2025 production year tax revenues)

School Districts	Taconite School Fund $0.0343	Regular School Fund $0.2472	Taconite Railroad Aid	School Bldg. Maintenance Fund $0.04	Taconite Referendum $0.213	Less Excess Money Transferred to Cities and Townships	Total by School District
001 Aitkin	---	$181,556	---	---	$62,694	$0	$244,250
166 Cook County	$21,087	$69,707	$264,977	---	$91,498	($11,639)	$435,630
182 Crosby-Ironton	---	$203,292	---	---	$222,602	$0	$425,894
316 Greenway	$33,373	$873,208	---	$137,576	$372,009	$0	$1,416,166
318 Grand Rapids	$0	$1,201,912	---	---	$428,400	$0	$1,630,312
319 Nashwauk-Keewatin	$52,652	$333,087	---	$61,661	$268,675	$0	$716,075
381 Lake Superior	$67,949	$369,729	$342,720	$59,010	$244,417	$0	$1,083,825
695 Chisholm	---	$796,768	---	$47,435	$469,527	$0	$1,313,730
696 Ely	---	$108,045	---	---	$213,624	$0	$321,669
701 Hibbing	$297,557	$1,799,888	---	$144,936	$1,219,547	$0	$3,461,928
712 Mtn. Iron-Buhl	$431,294	$414,052	---	$92,926	$349,776	($11,324)	$1,276,724
2142 St. Louis County	$151,536	$490,680	$284,841	$165,670	$429,452	$0	$1,522,179
2711 Mesabi East	$183,337	$470,138	$214,397	$132,450	$425,333	$0	$1,425,655
2909 Rock Ridge	$165,170	$1,678,616	$0	$469,781	$1,381,042	$0	$3,694,609
Total	**$1,403,955**	**$8,990,678**	**$1,106,935**	**$1,311,445**	**$6,178,596**	**($22,963)**	**$18,968,646**

Dashes indicate not eligible. $0 indicates eligible, but no payment at current valuation and production.

Figure 7
School Bond Payments

School Districts	Year Authorized[1]	Final Payment Year[2]	Payment[3]	Outstanding Balance[4]
			$0	$0

1 Legislative year in which taconite funding was enacted.
2 Production year from which final bond payment will be deducted.
3 Payments made from 2025 pay 2026 tax distribution.
4 Estimated portion of outstanding bond balance to be paid by taconite funds (not including interest).

Figure 8
2026 Distribution by Fund to Counties
(Based on 2025 production year tax revenues)

County	Regular County 10.525 cents	Road and Bridge 10.525 cents	Taconite Railroad Aid	Total by County
Cook	$98,266	---	$187,190	$285,456
Itasca	$379,362	$109,294	---	$488,656
Lake	$534,882	$168,889	$243,034	$946,805
St. Louis	$6,218,187	$3,626,952	$354,153	$10,199,292
Total	**$7,230,697**	**$3,905,135**	**$784,377**	**$11,920,209**

Dash indicates not eligible.

Figure 9

2025 Taxable Production and Tax by Mine

(Includes taconite, DRI/iron nuggets, concentrate, and other iron-bearing material)

Producer	Total Tons Subject to Production Tax	Taxable Tons*	Tax Rate Per Taxable Ton	Tax
Hibbing Taconite	2,666,318	4,809,275	$3.427	$16,481,385
Keewatin Taconite	4,988,269	4,980,926	$3.427	$17,069,633
Minntac	12,441,857	12,829,235	$3.427	$43,965,788
Minorca	544,878	1,942,697	$3.427	$6,657,623
Northshore	3,188,180	3,379,153	$3.427	$11,580,357
United Taconite	4,695,601	4,844,857	$3.427	$16,603,325
Total	**28,525,103**	**32,786,143**	**$3.427**	**$112,358,111**

* Taxable tonnage is the average production of the current year and previous two years for taconite producers. Other iron-bearing is the production of the current year.

Mesabi Nugget, Mining Resources, and ERP Iron Ore remained idled throughout 2025.

Figure 10

2025 Production Tonnage by Product Type

Producer	Pellets			Chips and Fines			DRI/Iron Nuggets	Total Tons by Mine
	Acid	Fluxed	Partial Fluxed	Acid	Fluxed/ Partial Fluxed	Concentrate	Nuggets	
Hibbing Taconite	---	---	2,666,318	---	---	---	---	2,666,318
Keewatin Taconite	---	---	4,976,048	---	0	12,221	---	4,988,269
Northshore	---	---	3,129,891	---	58,289	0	---	3,188,180
Minntac	0	12,441,857	0	---	0	---	---	12,441,857
Minorca	0	544,878	0	---	0	---	---	544,878
United Taconite	---	1,317,893	3,377,708	---	0	0	---	4,695,601
Total Tons	**0**	**14,304,628**	**14,149,965**	**0**	**58,289**	**12,221**	**0**	**28,525,103**

Dash indicates not produced.

* Partially fluxed pellets contain less than 2% flux.

Figure 11

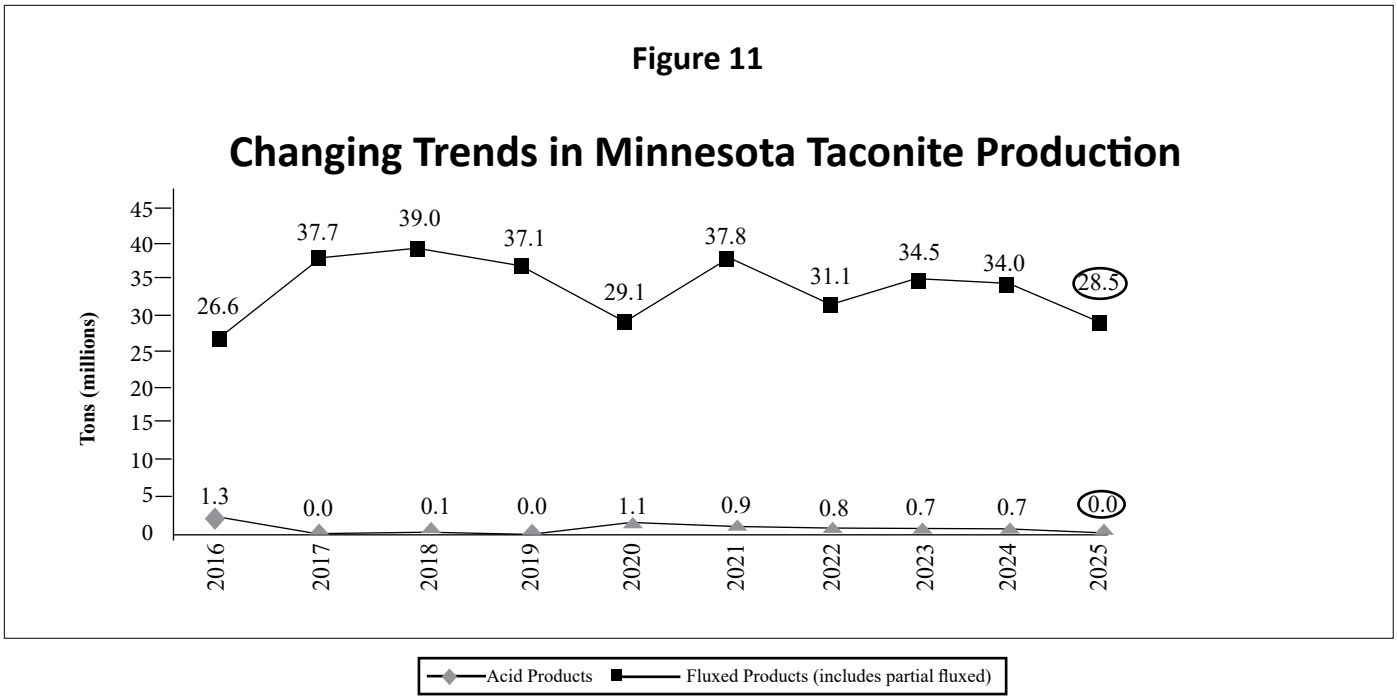
Changing Trends in Minnesota Taconite Production
Tons (millions)
45
40
35
30
25
20
15
10
5
0
26.6
37.7
39.0
37.1
29.1
37.8
31.1
34.5
34.0
28.5
1.3
0.0
0.1
0.0
1.1
0.9
0.8
0.7
0.7
0.0
2016
2017
2018
2019
2020
2021
2022
2023
2024
2025
Acid Products
Fluxed Products (includes partial fluxed)

Figure 12

Production Tax Rate
History and Index Summary

Production Year	Statutory	Fe (iron)	Inflation	Total	TEDF
2016	256.0 cents	0	9.9 (IPD) cents	265.9 cents	25.1 cents
2017	256.0 cents	0	14.1 (IPD) cents	270.1 cents	25.1 cents
2018	256.0 cents	0	19.1 (IPD) cents	275.1 cents	25.1 cents
2019	256.0 cents	0	25.1 (IPD) cents	281.1 cents	25.1 cents
2020	256.0 cents	0	29.6 (IPD) cents	285.6 cents	25.1 cents
2021	256.0 cents	0	33.2 (IPD) cents	289.2 cents	25.1 cents
2022	256.0 cents	0	50.3 (IPD) cents	306.3 cents	25.1 cents
2023	256.0 cents	0	69.9 (IPD) cents	325.9 cents	25.1 cents
2024	256.0 cents	0	78.5 (IPD) cents	334.5 cents	25.1 cents
2025	256.0 cents	0	86.7 (IPD) cents	342.7 cents	25.1 cents
2026	**256.0 cents**	**0**	**98.0 (IPD) cents**	**354.0 cents**	**25.1 cents**

Historical data available on website.

Figure 13

Production and Production Tax Assessed (2015-2025)

Year	Production Tons (000s)	Production Tax (000s)	Collected Rate Per Production Ton	Taxable Tons (000s)	Tax Rate Per Taxable Ton
2015	32,664	98,729	3.023	37,539	2.630
2016	29,088	89,146	3.065	33,524	2.659
2017	37,720	86,728	2.299	32,110	2.701
2018	39,099	96,104	2.458	34,934	2.751
2019	37,090	106,732	2.878	37,969	2.811
2020	30,153	101,237	3.357	35,447	2.856
2021	38,712	102,184	2.640	35,331	2.892
2022	31,896	102,856	3.225	33,580	3.063
2023	35,163	114,881	3.267	35,250	3.259
2024	34,670	113,428	3.272	33,910	3.345
2025	**28,525**	**112,358**	**3.939**	**32,786**	**3.427**

A three-year average is used, except for other iron-bearing material which uses the current year.

Direct Reduced Iron (DRI)

Because it is subject to the Production Tax, a DRI production plant and facilities is exempt from regular ad valorem (Property) taxes. The taxable tonnage is based on a three-year production average. Pig iron is considered DRI for the purpose of Production Tax and incentives.

A steel plant would be subject to Ad Valorem (Property) taxes as would any other business. If a steel plant were in conjunction with a DRI plant, the DRI portion would be subject to the Production Tax, thus exempt from Ad Valorem (Property) taxes.

Reduced Production Tax Rate for DRI

The first five years of a DRI plant's commercial production are subject to reduced tax rates if all environmental permits have been obtained and construction has begun before July 2, 2008. Commercial production is defined as more than 50,000 tons.

Years of operation	% of regular rate	Years of operation	% of regular rate
1	0%	4	50%
2	0%	5	75%
3	25%	6	100%

The Production Tax rate for DRI is the regular rate plus an additional 3 cents per gross ton for each 1% that the iron content exceeds 72% when dried at 212 degrees Fahrenheit. Thus, at a base Production Tax rate for 2025 of $3.427 per ton, the tax rate for 90% iron DRI would be $3.967. The rate for 95% DRI would be $4.117.

Figure 14

World Direct Reduced Iron Production

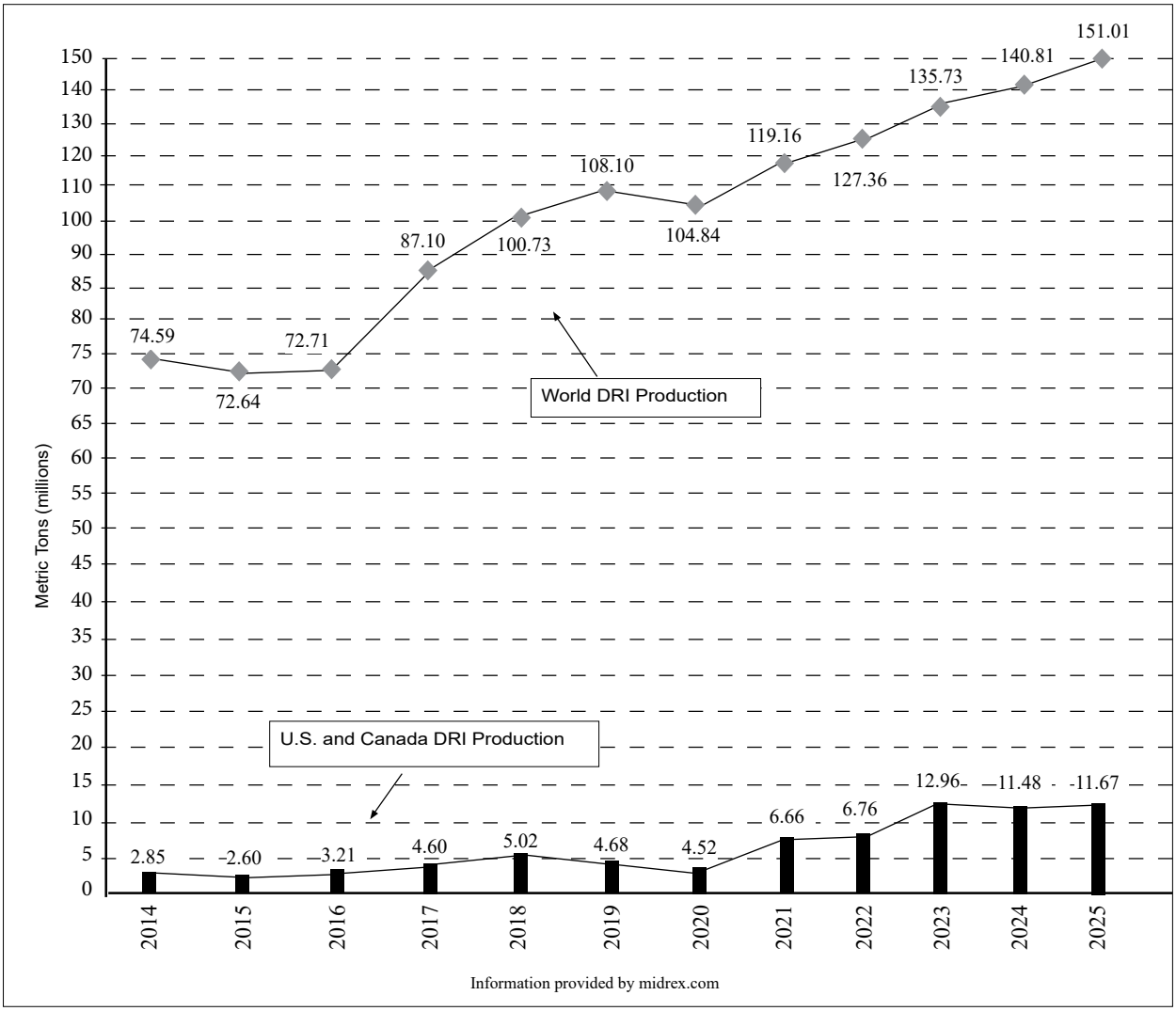

Occupation Tax

(M.S. 298.01, 298.16 – 298.18)

Minnesota's Occupation Tax applies to mining and producing both ferrous and nonferrous minerals, including taconite and iron ore, and other minerals such as gold, silver, copper, nickel, and titanium.

The Occupation Tax is paid in lieu of the Corporate Franchise Tax on mining activities. Generally, it is determined in the same manner as Minnesota's Corporate Franchise Tax under M.S. 290.02 but there are a few exceptions:

- The unitary provisions of the Corporate Franchise Tax law do not apply to Occupation Tax.
- Mining companies may use percentage depletion.
- The Alternative Minimum Tax (AMT) does not apply.
- All sales are Minnesota sales, so 100% of net income is assigned to Minnesota.
- The tax rate is 2.45%.

Ferrous Minerals

Gross income from mining or producing ferrous minerals is based on "mine value;" i.e., the value of the products produced *after* beneficiation or processing, but *prior* to any stockpiling, transportation, marketing, and marine insurance, loading or unloading costs.

The procedure for determining a company's mine value was developed by the Department of Revenue and representatives from the taconite industry in 1990. The department sets product values each year, which are generally based on the following:

(1) Seventy-five percent of the change in the product value is based on the change in the Steel Mill Products Index (SMPI) from June of the previous year to June of the current year; and

(2) Twenty-five percent of the change in product value is based on actual transaction prices of products sold in nonequity sales as reported by the mining companies.

When ferrous minerals, such as taconite pellets, chips or concentrate, are used by the producer or disposed of or sold in a **non-arms-length transaction**, the company must use the product values set by the department to determine the mine value for Occupation Tax.

Non-arms-length transactions include, but are not limited to, any sales or shipments to: 1) any steel producer having any ownership interest in the selling or shipping company, or 2) any steel producer affiliated or associated with any firm having any ownership or other financial interest in the selling or shipping company.

For **nonequity or arms-length transactions**, a company may choose to determine the mine value by using either 1) actual sales prices (f.o.b. mine) or 2) the product values set by the department. It must select one of these options the first time a nonequity sale is made. *Once it selects an option, however, it must continue to use that option for all nonequity sales in the future*. Requests to change the selected option must receive approval from the department.

Product Values

Acid Pellets: The value of acid pellets is based on the change in the SMPI from June of the previous year to June of the current year (75%), and actual sales prices of nonequity sales (25%).

Flux Pellets: The value of flux pellets is based on the acid pellet value, adjusted based on the amount of flux in the finished pellets.

- *Partial Flux (less than 2% flux)*: Pellets with 1.99% or less flux are valued at $0.015 per Fe (iron) unit higher than the acid pellet value.
- *Flux*: Pellets with 2% or more flux are valued at $0.015 per Fe (iron) unit higher than the acid pellet value *per each 1% of flux* in the finished pellet.

Chips, Fines, and Concentrate: Acid chips (fines) and concentrate are valued at 75% of the acid pellet value. Flux chips and concentrate are valued at 75% of the flux pellet value.

Direct Reduced Iron (DRI): The value of DRI is based on the change in the SMPI from June of the previous year to June of the current year (100%). There are currently insufficient nonequity sales reported to determine a nonequity sales factor.

2025 Product Values per Iron Unit

Value per Fe (iron) unit (per dry gross ton) for the period January 1 – December 31, 2025:

	Value
Acid pellets	$1.504 per iron unit
Pellet chips (fines) and concentrate	75% of acid or fluxed pellet price
Flux pellets – partial flux (.1% – 1.99% flux)	$1.504 + $0.015 = $1.519
Flux Pellets (2.00% and higher flux) *	$1.504 + $0.015 per iron unit for each 1% flux
Direct reduced iron (DRI)	$7.427 per iron unit

***Example:** Pellet with 4.8% flux in finished pellet: 4.0 × $0.015 = $0.060
Mine value: $1.504 + $0.060 = $1.564

Acid Pellet and DRI Values 2021–2025		
	Acid Pellets (per iron unit)	**DRI** (per iron unit)
2021	2.118	8.249
2022	2.348	10.093
2023	1.805	8.306
2024	1.489	7.044
2025	1.504	7.427

Nonferrous Minerals

Gross income from mining or producing nonferrous minerals, such as copper, nickel, gold, etc., is calculated differently from the method used for ferrous minerals.

For **nonequity or arms-length transactions**, gross income is based on actual sales. Generally, for **non-arms-length transaction**s, gross income is based on the average annual market price as published in the *Engineering and Mining Journal*.

Occupation Tax Distribution

All Occupation Tax revenue is deposited in the state's General Fund. Ten percent is used for the general support of the University of Minnesota and 40% for elementary and secondary schools. Fifty percent remains in the General Fund.

Of the amount remaining in the General Fund, the following appropriations are made based on taxable tonnage used to calculate the Production Tax. For the 2025 pay 2026 distributions, the taxable tonnage was 32,786,143 tons.

Region 3 Counties: An amount equal to 1.5 cents per taxable ton is appropriated to the Iron Range Resources and Rehabilitation for counties in Region 3 not qualifying for Taconite Property Tax Relief. Only Carlton and Koochiching counties qualify. These funds must be used to provide economic or environmental loans or grants.

Region 3 Distributions			
2021	$531,706	2024	528,756
2022	$529,972	2025	$508,647
2023	$503,704	2025	$491,792

Department of Natural Resources. An amount equal to 2.5 cents per taxable ton is appropriated to the Mining Environmental and Regulatory Account managed by the Department of Natural Resources. These funds must be used for work on environmental issues and to provide regulatory services for ferrous and nonferrous mining operations in the state. The distribution is made by July 1 annually. The amount distributed in 2026 was $819,654.

Iron Range Resources and Rehabilitation. An amount equal to 6 cents per taxable ton is appropriated to the Iron Range School Consolidation and Cooperatively Operated School Account managed by IRRR The distribution is made on May 15 annually starting in 2015. The amount distributed in 2026 was $1,967,169.

Figure 15
Employment and Mine Value by Mine
Production Year 2025

Company	Employment	Tons Produced	Mine Value*
Minorca	532	585,839	$57,482,194
Hibbing Taconite	434	2,681,083	268,625,749
Northshore	477	3,206,996	322,397,718
U.S. Steel-Keewatin Taconite	457	5,010,804	501,795,848
U.S. Steel-Minntac	1,490	12,960,799	1,285,166,907
United Taconite	536	4,809,370	475,672,360
Total – Taconite	**3,926**	**29,254,891**	**2,911,140,776**
Mesabi Nugget	0	0	0
Total – DRI	**0**	**0**	**0**
Magnetation	**	**	**
Mining Resources	0	0	0
Total – Natural Ore	**0**	**0**	**$0**
Total – All	**3,926**	**29,254,891**	**$2,911,140,776**

* The mine value is based on product values set by the Department of Revenue. It does not represent actual sales by companies.
** Information not provided.

Figure 16
Occupation Tax by Company*

	2018 (000s)	2019 (000s)	2020 (000s)	2021 (000s)	2022 (000s)	2023 (000s)	2024 (000s)	2025 (000s)
Minorca	$500	$150	$200	$3,750	$2,900	$1,660	$660	$0
Hibbing Taconite	3,400	3,500	1,500	10,550	7,700	5,750	1,540	0
Northshore	1,770	1,140	0	3,900	0	980	0	350
U.S. Steel	11,732	9,096	4,101	29,506	27,099	11,558	5,025	5,097
United Taconite	1,680	1,550	830	5,700	4,900	3,010	1,020	1,000
Total – Taconite	**$19,082**	**$15,436**	**$6,631**	**$53,406**	**$42,599**	**$22,958**	**$8,245**	**$6,447**
Mesabi Nugget	$0	$0	$0	$0	$0	$0	$0	$0
Total – DRI	**$0**	**$0**	**$0**	**$0**	**$0**	**$0**	**$0**	**$0**
Magnetation	$0	$0	$0	$0	$0	$0	$0	$0
Mining Resources	0	0	0	0	0	0	0	0
Total – Natural Ore	**$0**	**$0**	**$0**	**$0**	**$0**	**$0**	**$0**	**$0**
Total	**$19,082**	**$15,436**	**$6,631**	**$53,406**	**$42,599**	**$22,958**	**$8,245**	**$6,447**

* Amount paid by May 1 each year. Does not include adjustments

Figure 17
Occupation Tax by Product Type*
(Iron Ore, Direct Reduced Ore, Taconite)

	Iron Ore		Direct Reduced Iron		Taconite		Total	
Year	Tons Produced (000s)	Occupation Tax (000s)	Tons Produced (000s)	Occupation Tax (000s)	Tons Produced (000s)	Occupation Tax (000s)	Tons Produced (000s)	Occupation Tax (000s)
2018	0	$0	0	$0	40,244	$19,082	40,244	$19,082
2019	0	$0	0	$0	38,053	$15,436	38,053	$15,436
2020	0	$0	0	$0	31,026	$6,631	31,026	$6,631
2021	0	$0	0	$0	39,475	$53,406	39,475	$53,406
2022	0	$0	0	$0	32,735	$42,599	32,735	$42,599
2023	0	$0	0	$0	36,058	$22,958	36,058	$22,958
2024	0	$0	0	$0	35,605	$8,245	35,605	$8,245
2025	0	$0	0	$0	29,255	$6,447	29,255	$6,447

Dash indicates not applicable. $0 indicates eligible, but no payment at current valuation and production.

* Amount paid by May 1 each year. Does not include adjustments.
** Information not provided.

Figure 18

Occupation Tax Averages – Taconite Only

Year	Tons Produced (000s)	Average Value	Cost of Beneficiation	Cost of Mining	Development	Production & Property Tax Paid	Sales and Use Tax Paid	Admin. and Misc. Expense	Royalty	Taxable Value of Production	Occupation Tax Paid
2021	39,475	139.54	32.06	14.15	2.43	2.51	0.21	12.20	5.35	70.63	1.35
2022	32,735	153.95	42.91	17.10	2.98	3.05	0.28	17.33	5.05	65.25	1.30
2023	36,058	118.46	41.91	16.56	2.82	3.02	0.27	12.96	4.09	36.82	0.64
2024	35,605	98.52	43.27	17.01	2.76	3.01	0.27	13.72	6.08	12.40	0.23
2025	**29,255**	**99.51**	**46.48**	**18.76**	**2.30**	**3.72**	**0.31**	**16.24**	**3.78**	**7.92**	**0.22**

Cost of Beneficiation

Year	Tons Produced (000s)	Beneficiation Labor (000s)	Per Ton	Beneficiation Supplies (000s)	Per Ton	Beneficiation Depr. and Int. (000s)	Per Ton	Beneficiation Misc. Per Ton	Total Beneficiation Per Ton
2021	39,475	150,374	3.81	725,859	18.39	84,326	2.14	7.73	32.06
2022	32,735	155,656	4.76	746,620	22.81	106,789	3.26	12.08	42.91
2023	36,058	170,739	4.74	828,038	22.96	117,278	3.25	10.96	41.91
2024	35,605	182,263	5.12	849,264	23.85	122,575	3.44	10.86	43.27
2025	29,255	160,131	5.47	688,398	23.53	130,253	4.45	13.02	46.48

Cost of Mining

Year	Tons Produced (000s)	Mining Labor (000s)	Per Ton	Mining Supplies (000s)	Per Ton	Cost of Mining	Mining Depreciation (per ton)	Total Mining Costs Per Ton
2021	39,475	155,663	3.94	330,787	8.38	12.32	1.83	14.15
2022	32,735	150,761	4.60	335,479	10.25	14.85	2.25	17.10
2023	36,058	161,293	4.47	352,143	9.77	14.24	2.33	16.57
2024	35,605	169,093	4.75	344,684	9.68	14.43	2.58	17.01
2025	**29,255**	**153,348**	**5.24**	**292,047**	**9.98**	**15.22**	**3.53**	**18.76**

This information is provided by Minnesota mining companies and is not audited by the Department of Revenue.

Ad Valorem Tax on Auxiliary Mining Lands for Taconite Operations

(M.S. 272.01)

Lands and structures actively used for taconite production are exempt from the Ad Valorem Tax and are subject to the Production Tax *in lieu* of Property Tax. Actively used lands include the plant site, mining pit, stockpiles, tailings pond, and water reservoirs. Also included are lands stripped and ready for mining, but not lands merely cleared of trees. It is important to note that this exemption applies only to the Ad Valorem Tax on the land and buildings and *not to the Unmined Taconite Tax* described on the following page. Lands adjacent to these facilities, commonly referred to as auxiliary mining lands, are subject to assessment of Ad Valorem Tax administered by the county.

The county assessor is responsible for estimating the market value of auxiliary mining lands and classifying them into one of several property classifications established by Minnesota law. The two most common property classifications used on auxiliary mining lands are industrial and rural vacant land. In general, lands in close proximity to active taconite operations are assigned the industrial classification while those further away are classified as rural vacant land. The classification of property is covered in M.S. 273.13.

Each property classification has a legislatively set percentage called the class rate that is multiplied by the property's taxable market value (TMV) to calculate tax capacity. For taxes payable 2025, the class rate for rural vacant land is 1.00% of the estimated market value. For the industrial classification, there are two class rates: 1.50% for the first $150,000 of the TMV and 2.0% for the value over $150,000.

Property taxes are calculated by multiplying a property's tax capacity times the tax extension rate for the jurisdiction where it is located. Tax extension rates are determined by county, local government and school district spending. In St. Louis County within the mining area for taxes payable in 2026, they range from a low of approximately 85% to a high of approximately 229%. In addition, the market value times the referendum rate must be added to the tax determined above if there is a referendum in the taxing district. For industrial class property, the state general tax rate of 28.313% applies in addition to the local tax rate.

The following schedule provides for adjustments in both the valuations and classifications of auxiliary mining lands located on the iron formation versus off-formation lands as well as further refinements based on the proximity of these lands to active mining operations. It outlines valuation adjustments to be made on excess lands where they are located as market conditions and/or Minnesota statutes dictate (see below). This schedule was updated based on market conditions for the 2025 assessment.

St. Louis County Mining Land Assessment Schedule

1. Iron formation land	**Value ($/acre)**	**Classification**
A. Land within ¼ mile of active pit	$1,340	Industrial
B. Excess land (more than ¼ mile from mining activity or outside 15-year pit limit).		
1. Undisturbed	$804	Rural Vacant Land or current use
2. Disturbed		
a. Stockpiles	$603	Rural Vacant Land or current use
b. Abandoned Pits	$402	Rural Vacant Land or current use
2. Off-formation land		
A. Land within ¼ mile of mining activity	$938	Industrial
B. Excess Land		
1. Undisturbed	$804	Rural Vacant Land or current use
2. Tailings Ponds		
a. Stockpiles	$603	Rural Vacant Land or current use
b. Tailings Ponds	$402	Rural Vacant Land or current use

Ad Valorem Tax on Unmined Taconite

(M.S. 298.26)

A tax not exceeding $15 per acre may be assessed on the taconite or iron sulfides in any 40-acre tract from which the production of iron ore concentrate is less than 1,000 tons.

The heading in the statute is somewhat misleading since it refers to a *Tax on Unmined Iron Ore or Iron Sulfides*. The tax clearly applies to unmined taconite and has been administered in that manner. The term "iron ore" does not refer to high-grade natural ore in this instance.

The tax, as presently administered, applies to all iron formation lands on the Mesabi Range. The statutory exemption administered by the county assessor provides that in any year in which at least 1,000 tons of iron ore concentrates are produced from a 40-acre tract or government lot, the tract or lot are exempt from the Unmined Taconite Tax. The county assessors have also exempted actual platted townsites that are occupied.

The iron formation lands on the Mesabi Range are divided into two categories by the Department of Revenue. This is done through the evaluation of exploration drill hole data submitted by the mining companies.

The categories are:

1) Lands that are underlain by magnetic taconite of sufficient quantity and grade to be currently economic: They are considered to be economic taconite and are given a market value of $500 per acre.

2) Lands either not believed or not known to be underlain by magnetic taconite of current economic quantity, quality and grade: They are considered to be uneconomic taconite and are given a market value of $25 per acre.

To be classified as economic taconite, category 1, the taconite must pass the following criteria:

— contain more than 16% magnetic iron with the Davis tube test;

— contain less than 10% concentrate silica (SiO_2) with the Davis tube test;

— have a 15- to 25-foot minimum mining thickness; and

— have a stripping ratio of less than four-to-one (waste/concentrate), calculated as follows:

A) Surface (ft.) x 1.5 = Equiv. Ft. Surface

B) Rock (ft.) x 2.25 = Equiv. Ft. Waste

C) $\frac{\text{Ore (ft.) x 2.5}}{3}$ = Equiv. Ft. Concentrate

Stripping Ratio = $\frac{A + B}{C}$

If the material fails any of the above criteria, then it is considered to be *uneconomic* taconite and classified as category 2. Some lands may also be considered as uneconomic due to environmental restrictions.

For taxes payable in 2026, the tax is calculated by multiplying the market value for the parcel of land by the 2.00% class rate to obtain the tax capacity. The special rate on the first $150,000 of market value that applies to class 3 commercial/industrial property does not apply to class 5 unmined taconite. This is then multiplied by the local tax rate. *Note: Call your county auditor for more information.*

Figure 19

Ad Valorem Tax on Unmined Taconite

(Year payable)

County	2019	2020	2021	2022	2023	2024	2025	2026
Itasca	$ 41,465	$ 31,876	$ 30,858	$ 30,662	$ 28,827	$ 28,724	$ 29,137	$ 28,724
St. Louis	247,293	238,861	253,975	259,791	242,378	219,979	220,175	221,668
Total	**$288,758**	**$270,737**	**$284,833**	**$290,453**	**$271,205**	**$248,703**	**$249,312**	**250,392**

Ad Valorem Tax on Unmined Natural Iron Ore

(M.S. 272.03, 273.02, 273.12, 273.13, 273.165, 273.1104)

Since 1909, Minnesota's natural iron ore reserves have been estimated and assessed by the state for Ad Valorem Tax purposes. The actual Ad Valorem Tax levy is set by the county, the school district, and the local township or municipality. The county auditor collects the tax levy.

A Minnesota Supreme Court decision in 1936 established the present worth of future profits method for valuing the iron ore reserves. This is accomplished through the use of a complex formula known as the Hoskold Formula. The formula takes into account ore prices and all the various cost factors in determining the value of the unmined ore.

Each year, the Department of Revenue uses a five-year average for allowable costs taken from the Occupation Tax report. A five-year average of the Lake Erie iron ore market value is also used. These averages are used to help reduce fluctuation of value due to sudden cost/price changes.

The following expenses are allowed as deductions from the Lake Erie market value on the computation of present worth, which is known as the Hoskold Formula:

1a. Mining, normal costs
1b. Mining, special costs
2. Beneficiation
3. Miscellaneous (Property Tax, medical ins., etc.)
4. Development (future)
5. Plant and equipment (future)
6. Freight and marine insurance
7. Marketing expense
8. Social Security tax*
9. Ad Valorem Tax (by formula)
10. Occupation Tax
11. Federal income tax
12. Interest on development and working capital

* Since 1987, Social Security tax has been included under miscellaneous.

These 12 allowable expense items are deducted from the Lake Erie market value to give the estimated future income (per ton). Note that although royalty is allowable as an Occupation Tax deduction, it is not allowable on the Ad Valorem Tax.

The present worth is then determined by multiplying the estimated future income (per ton) by the Hoskold Factor. The Department of Revenue presently allows a 12% risk rate and 6% safe rate that yields the .33971 Hoskold factor when used with a 20-year life. A 20-year life has been used since 1968 as representative of the remaining life of Minnesota's natural iron ore reserves. The resulting value is considered the market value by the Department of Revenue.

The term "class rate" was introduced for taxes payable in 1990. For 2002 and thereafter, this rate is reduced to 2.0%.

The tax capacity is the product of the class rate and the market value. The product of the market value and class rate must then be multiplied by the local tax rate plus the state general Property Tax rate to determine the tax. In addition, the market value times the referendum rate must be added if there is a referendum in the taxing district.

Local tax rates are a function of county, local government, and school district spending. In addition, a statewide general Property Tax levy applies to most types of property with the exception of agricultural and homestead properties. For example, for taxes payable in 2026, tax rates ranged from a low of approximately 85% to a high of approximately 229% (not including the state general Property Tax rate of 28.313%) in St. Louis County. The class rate from 2002–2026 has been 2%.

The special rate on the first $150,000 of market value that applies to class 3 commercial/industrial property does not apply to unmined iron ore that are class 5 properties.

The Department of Revenue has tried to maintain all ores on the tax rolls, including the uneconomic, underground, and unavailable classifications. A schedule of minimum rates was established in 1963 and revised in 1974, 1986, 1988, 1992 and 1999. The market values for iron ores that do not show a value with the Hoskold Formula are determined from the schedule of minimum rates. The table on the following page *(Figure 20)* lists the current schedule of minimum rates. Most of the iron ore value remaining today was determined using the schedule of minimum rates.

Open pit ores with too high of a cost to show a value with the Hoskold Formula are assigned minimum values from the open pit classification. Underground and uneconomic ores with stripping ratios exceeding five-to-one are assigned minimum values from underground uneconomic classification.

Beginning with the 1999 assessment, the minimum rates for determining market values in Crow Wing County were reduced by 50%. This simply recognizes that the potential for mining iron ore is substantially less in Crow Wing County than on the Mesabi Range in St. Louis or Itasca counties *(Figure 19)*.

A notice of the market value of unmined ore is sent to each person subject to the tax and to each taxing district affected on or before May 1 (M.S. 273.1104).

According to the provisions of M.S. 273.1104, a public hearing to review the valuations of unmined iron ore must be held on the first secular day following May 20. This hearing provides an opportunity for mining company and taxing district representatives to formally protest any of the ore estimates or valuation procedures they believe to be incorrect.

In addition, current conditions and future trends in the iron ore industry are discussed. Iron ore Ad Valorem taxes are expected to continue their long decline as remaining economic deposits are mined or allowed to go tax forfeit. Reserves in old flooded pits converted to recreational use are classified as underground, low-grade recreational.

Figure 20
Minimum Valuation Rates on Unmined Natural Iron Ore

Ore Classification	Market value/ton (cents)	
	Itasca and St. Louis Counties	Crow Wing County
Wash Ore Concentrate (OPC)	12.0	6.0
Heavy Media Concentrate (HMC)	9.0	4.5
Low Grade (OPPRC)	3.0	1.5
Underground Uneconomic (stripping ratio greater than 5 to 1)		
Underground Concentrate > 60% Fe (UGC)	2.4	1.2
Underground Concentrate < 60% Fe (UGC)	1.8	0.9
Underground Heavy Media (UGHM)	1.5	0.75
Low grade (UGPRC)	0.9	0.45
Low grade (UGR)	0.9	0.45

Figure 21
Ad Valorem Tax Payable on Unmined Natural Iron Ore

0 Year Assessed	Market Value	Payable Year	Estimated Tax Payable			Total
			Crow Wing	Itasca	St. Louis	
2015	2,490,700	2016	2,600	14,200	96,600	113,400
2016	2,476,700	2017	2,500	14,300	86,500	103,300
2017	2,495,100	2018	2,500	14,400	92,600	109,500
2018	2,504,900	2019	2,500	14,800	90,600	107,900
2019	2,530,900	2020	2,400	14,600	96,700	113,700
2020	2,554,100	2021	2,300	14,200	93,300	109,800
2021	2,576,400	2022	2,200	13,900	97,800	113,900
2022	2,610,800	2023	1,800	12,500	95,600	109,900
2023	2,664,200	2024	1,700	12,200	84,600	98,500
2024	2,690,300	2025	1,700	12,000	91,600	105,300
2025	2,715,200	2026	1,600	12,000	88,800	102,400

Ad Valorem Tax on Taconite Railroads

(M.S. 270.80 - 270.88)

Beginning with the January 2, 1989 assessment, taconite railroads have been included in the definitions of common carrier railroads and were assessed and taxed on an ad valorem basis according to Minnesota law. LTV and Northshore were the only railroads classified as taconite railroads. Since the 2003 assessment, Northshore Mining is the only operating railroad.

The Department of Revenue developed rules governing the valuation of railroad operating property. The rules have been in effect since 1979 when common carrier railroads went off the gross earnings tax. Each railroad is required to file an annual report containing the necessary information.

The valuation process utilizes the unit value concept of appraisal. For taconite railroads, this involves calculating a weighted cost indicator of value allowing for depreciation and obsolescence. Personal property is then deducted from the net cost indicator to yield a Minnesota taxable value.

This value is then apportioned to the various taxing districts where the taconite railroad owns property. The amount of value each taxing district receives is based on an apportionment formula involving three factors: land, miles of track, and the cost of buildings over $10,000.

After the market value is apportioned to each taxing district, the value is equalized with the other commercial and industrial property on a county-wide basis using an estimated median commercial and industrial sales ratio. A commercial and industrial ratio is developed for each county and applied to that county's taconite railroad market values.

Figure 22

Ad Valorem Tax Assessed on Taconite Railroads

Year Payable	Assessed	St. Louis County	Lake County	Total Tax
2015	2014	6,462	23,890	30,352
2016	2015	5,770	20,696	26,466
2017	2016	4,376	16,224	20,600
2018	2017	3,086	12,308	15,394
2019	2018	2,436	8,564	11,000
2020	2019	2,276	8,694	10,970
2021	2020	2,414	7,348	9,762
2022	2021	3,734	17,001	20,735
2023	2022	3,716	13,620	17,336
2024	2023	4,950	16,984	21,934
2025	2024	5,032	15,398	20,430
2026	**2025**	**5,094**	**14,188**	**19,282**

Ad Valorem Tax on Severed Mineral Interests

(M.S. 272.039, 272.04, 273.165)

Definition

Severed mineral interests are those separately owned from the title to surface interests in real estate. Each year, severed mineral interests are taxed under Minnesota law at 40 cents per acre times the fractional interest owned. The minimum tax on any mineral interest (usually 40-acre tracts or government lots) regardless of the fractional interest owned, is $3.20 per tract. No tax is due on mineral interests taxed under other laws relating to the taxation of minerals, such as unmined taconite or iron ore, or mineral interests exempt from taxation under constitutional or related statutory provisions.

Ownership of a specific mineral or group of minerals, such as energy minerals or precious metals rather than an actual *fractional interest* of all the minerals, does not constitute a fractional interest. Thus, if one individual reserved all minerals except gas, oil. and hydrocarbons, and a second entity reserved the hydrocarbons, each owner would be subject to the full 40 cents per acre tax.

The Severed Mineral Interest Tax is a Property Tax that is levied by local taxing authorities in the same manner as other local Property taxes. Proceeds from the tax are distributed in this manner: 80% is returned by the county to local taxing districts where the property is located in the same proportion that the local tax rate of each taxing district bears to the total surface tax rate in the area; and 20% to the Indian Business Loan Account in the state treasury for business loans made to Indians by the Department of Employment and Economic Development.

The registration and taxation of severed mineral interests is a county function. Severed mineral interests are registered with the county recorder in the county where the interest is located. The county auditor sends a tax statement similar to any other real estate interest. The tax is normally collected in two increments payable in May and October. If the tax is less than $50, the taxpayer is required to pay in full with the May payment.

Nonpayment Penalty: Forfeiture

The eventual penalty for not paying the tax is forfeiture. Policies vary somewhat among counties. Specific questions about the tax, interest, or penalties should be directed to the county recorder and auditor in the county where the minerals are located.

Tax Imposed

The tax on severed mineral interests was enacted in 1973 as part of an act that required owners to file a document with the county recorder where the interests were located describing the mineral interest and asserting an ownership claim to the minerals. The purpose of this requirement was to identify and clarify the obscure and divided ownership conditions of severed mineral interests in the state (M.S. 93.52). Failure to record severed mineral interests within time limits established by the law results in forfeiture to the state (M.S. 93.55).

History of Litigation

In 1979, the Minnesota Supreme Court ruled that the tax, the recording requirements, and the penalty of forfeiture for failing to timely record were constitutional, but also ruled that forfeiture procedures were unconstitutional for lack of sufficient notice and opportunity for hearing. This decision is cited as *Contos, Burlington Northern, Inc. U.S. Steel, et al. v. Herbst, Commissioner of Natural Resources, Korda, St. Louis County Auditor, Roemer, Commissioner of Revenue, and the Minnesota Chippewa Tribe, et al., 278 N.W. 2d 732 (*1979). The U.S. Supreme Court refused to hear an appeal requested by the plaintiffs. Shortly after this decision, the legislature amended the law to require notice to the last owner of record and a court hearing before a forfeiture for failure to timely record becomes complete. Under these requirements, court orders have been obtained by the state in several counties declaring the forfeiture of particular severed mineral interests to be complete and giving title to the state.

Figure 23

Ad Valorem Tax on Severed Mineral Interests: Collection and Distribution

Period ending	80% retained by local government	20% payment to Indian Business Loan Account	Total collections of affected counties
Dec. 31, 2017	$513,528	$128,382	$641,910
Dec. 31, 2018	386,876	96,719	483,595
Dec. 31, 2019	449,044	112,261	561,305
Dec. 31, 2020	433,576	108,394	541,970
Dec. 31, 2021	387,926	96,982	484,908
Dec. 31, 2022	416,316	104,079	520,395
Dec. 31, 2023	193,904	48,476	242,380
Dec. 31, 2024	593,192	148,298	741,490
Dec. 31, 2025	**469,772**	**117,443**	**587,215**

In 1988, the legislature amended the law to allow the commissioner of the Minnesota Department of Natural Resources (DNR) to lease unregistered severed mineral interests before entry of the court order determining the forfeiture to be complete. However, mining may not commence under such a lease until the court determines that the forfeiture is complete.

In a 1983 case, the Minnesota Supreme Court ruled that severed mineral interests owned by the Federal Land Bank of St. Paul were exempt from the state Severed Mineral Interest Tax under a federal law exempting Land Bank real estate from local Property taxes. The U.S. Supreme Court denied a petition by the State of Minnesota to review the case.

DNR Lease

If someone buys a DNR mining lease of three or more years duration, the Severed Mineral Interest Tax of 40 cents per acre applies. Contact the DNR, Minerals Division, to determine the status of activities under any state metallic minerals lease.

Indian Business Loan Account

The 20% portion of the Severed Mineral Interest Tax that is allocated to the Indian Loan Program is reported by the county auditors on *Form SMI1, Severed Mineral Interest Return*. Normally, the form is submitted twice each year to correspond with payment of Property taxes.

The money deposited in the Severed Mineral Interest Account is distributed to the Indian Loan Program at the end of each month.

Department of Revenue

Processing and payment of the Severed Mineral Interest Tax is handled by the Special Taxes Division of the Department of Revenue, Mail Station 3331, St. Paul, MN 55146-3331. Phone 651-556-4721.

Loan Program

The Indian Business Loan Program is administered by the Department of Employment and Economic Development, 1st National Bank Building, 332 Minnesota Street, Suite E-200, St. Paul, MN 55101-1351. Phone: 651-259-7424.

Taxes on Nonferrous Minerals

Companies mining or exploring for nonferrous minerals or energy resources are also subject to Minnesota taxes. This includes mining or exploring for:

- Base metals, such as copper, nickel, lead, zinc, titanium, etc.
- Precious metals, such as gold, silver and platinum
- Energy resources, such as coal, oil, gas and uranium

Companies that are in the exploration stage, and not actually mining, are NOT subject to Occupation Tax or Gross Proceeds Tax, however, they are subject to income taxes (e.g., regular Corporate Franchise Tax, S Corporate Tax, etc.).

Companies that are mining nonferrous minerals are subject to the same taxes as companies that mine ferrous minerals:

- Occupation Tax (see page 23)
- Sales and Use Tax (see page 1)
- Ad Valorem Tax on severed mineral interests (see page 32)

In addition, they are subject to Ad Valorem Tax (Property Tax) in certain situations and a Gross Proceeds Tax.

Ad Valorem Tax (M.S. 272–273)

Companies mining or exploring for nonferrous minerals or energy resources are subject to Property Tax the same as other businesses.

For commercial and industrial property, the assessor's estimated market value is multiplied by a class rate to obtain gross tax capacity. The first $150,000 of market value is taxed at 1.5%, while a 2% rate applies to market value over $150,000. To determine the tax, the product of the market value and class rate must be multiplied by the local tax rate plus the 28.857% state general Property Tax rate for taxes payable in 2025. In St. Louis County, where the majority of Minnesota's mining industry is located, the local tax rates payable in 2025 varied from a low of 85% to a high of approximately 280%. If a referendum tax is passed, the referendum rate times the full market value must be added.

If a company is mining minerals or energy resources subject to the Gross Proceeds Tax under M.S. 298.015, then the following property is exempt:

- Deposits of ores, metals, and minerals and the lands in which they are contained
- All real and personal property used in mining, quarrying, producing, or refining ores, minerals, or metals, including lands occupied by or used in connection with the mining, quarrying, production, or ore refining facilities
- Concentrate

Gross Proceeds Tax (M.S. 298.015–298.018)

The Gross Proceeds Tax applies to the mining or producing of nonferrous minerals and energy resources, i.e., all ores, metals, and minerals mined, extracted, produced or refined within Minnesota, except for sand, silica sand, gravel, building stone, crushed rock, limestone, granite, dimension granite, dimension stone, horticultural peat, clay, soil, iron ore, and taconite concentrates.

Taxes on Nonferrous Minerals

The tax is equal to 0.4% of the gross proceeds from mining in Minnesota. Gross income from mining or producing nonferrous minerals or energy resources is calculated differently from the method used for ferrous minerals.

If you have all required permits to mine and are subject to the Gross Proceeds Tax, there is a $2,000,000 annual minimum payment until mining starts, unless:

- The gross proceeds tax due in a given year is greater than zero.
- The person demonstrates to the Department of Revenue that it is legally prohibited from engaging in the business of mining under a permit it has obtained, or
- The mine is in the process of closure

If subject to the minimum payment:

- The $2,000,000 minimum payment is prorated based on the number of months the mine is considered operational (has all required permits).

For **non-equity or arms-length transactions**, gross income is based on actual sales. Generally, for **non-arms-length transactions**, gross income is based on the average annual market price as published in the *Engineering and Mining Journal*.

The Gross Proceeds Tax was designed to apply to mining and beneficiation, generally to the point of a saleable product. In the case of some hydrometallurgical processes, the saleable product may be a refined metal.

Distribution of the tax. If the minerals or energy resources are mined *outside* the Taconite Assistance Area, the tax is deposited in the state's General Fund. If they are mined or extracted *within* the Taconite Assistance Area, the tax is distributed to:

- Cities and towns (5%), counties (10%), and school districts (10%) where the minerals or energy resources are mined or extracted, or where the concentrate is produced. If concentrating occurs in a different taxing district from where the mining occurs, 50% is distributed to the taxing districts where mined and the remainder to those districts where processed. In addition, counties must pay 1% of their proceeds to the Range Association of Municipalities and Schools. If the materials or energy resources are mined, extracted, or concentrated in School District 2711 (Mesabi East) then the 5% to cities and towns is subdivided as follows: Aurora, Babbitt, Ely, and Hoyt Lakes must each receive 20%, and the city of Biwabik and Embarrass Township must each receive 10%.
- Regular School Fund (20%)
- Taconite Municipal Aid Account (10%).
- Taconite Property Tax Relief (5%), using St. Louis County as fiscal agent.
- Iron Range Resources and Rehabilitation (20%).
- Douglas J. Johnson Economic Protection Trust Fund (3%).
- Taconite Environmental Protection Fund (7%).
- Iron Range Resources and Rehabilitation for Giant Ridge Recreation Area (10%).

For the first five years that the Gross Proceeds Tax is paid, the first 10% of the tax is subdivided to Aurora, Babbitt, Ely, and Hoyt Lakes at 20% each, and to the city of Biwabik and Embarrass Township at 10% each. The remaining 90% of the total proceeds distributed in each of those years must be distributed as normally under the gross proceeds distribution. Distributions are made annually on December 15; however, there are currently no companies subject to the Gross Proceeds Tax.

Glossary of Terms

Acid pellets — Taconite pellets comprised of iron, oxygen and silica held together by a binder such as bentonite (clay) or peridor (organic).

Agglomeration — The term describing the preparation and heat treatment used to prepare iron ore pellets or other iron ore products for shipment and use in a blast furnace.

Arms-length transaction — A sale of iron ore or pellets representing a true free market transaction when the buyer normally does not have an ownership or other special relationship with the seller.

Basic oxygen furnace (BOF) — A steel-making furnace invented in Austria. It replaced open hearth furnaces in the 1960s. It is currently the standard furnace used by the integrated steel producers in the United States.

Beneficiation — The process of improving the grade by removing impurities through concentrating or other preparation for smelting, such as drying, gravity, flotation, or magnetic separation. In taconite operations, this includes the first stage of magnetic separation and converting the concentrate into taconite pellets for use in making steel.

Concentrate — The finely ground iron-bearing particles that remain after separation from silica and other impurities.

Douglas J. Johnson Economic Protection Trust Fund (DJJ) — A portion of Production Tax revenues is allocated to this fund with the intent to use the funds to diversify and stabilize the long-range economy of the Iron Range.

Direct reduced iron (DRI) — A relatively pure form of iron (usually 90% + Fe), which is produced by heating iron ore in a furnace or kiln with a reducing agent such as certain gases or coal.

Dry weight — The weight of iron ore or pellets excluding moisture. For pellets, the dry weight is normally 1 to 2% less than the natural weight.

Electric Arc Furnace (EF or EAF) — A furnace in which an electric current is passed through the charge. These furnaces are much smaller than the conventional BOFs used by the integrated steel producers.

Fe unit — Commonly referred to as an iron unit. An iron unit is a term of measurement denoting one ton containing 1% iron. Iron ore and taconite produced in the United States is measured in long tons (see definition). One long ton of taconite containing 65% iron also contains 65 long ton iron units.

Historically, this measurement was and is used for the selling price quoted in cents per iron unit. One example is a currently published price of acid pellets FOB mine at 37.344 cents per dry gross ton iron unit *or* $.37344 per iron unit.

Fluxed pellets — Taconite pellets containing limestone or another basic flux additive. Fluxed pellets eliminate the need to add limestone in the blast furnace, improving productivity and quality. Adding flux reduces the iron content of a pellet. Fluxed pellets, as used in this guide, mean pellets containing 2% or more limestone or other flux.

Partially fluxed pellets — Fluxed pellets containing 1.99% or less limestone or other flux additive.

Gross Domestic Product Implicit Price Deflator (GDPIPD) — An index maintained by the U.S. Department of Commerce measuring inflation in the overall economy. The Production Tax rate is adjusted annually based on the change in this index.

Gross Proceeds Tax — A tax equal to 0.4% of gross proceeds from mining.

Integrated steel producer — Term used to describe steel companies that produce steel by starting with raw iron ore, reducing it to molten iron in a blast furnace, and producing steel with a BOF, open hearth, or electric furnace.

Lake Erie value — The traditional and quoted price of iron ore from the earliest days of iron ore mining in Minnesota and Michigan. This price per iron unit included delivery, mainly rail and lake transportation, from the mine to a Lake Erie port.

This was the starting point for Occupation Tax since its 1921 beginning. It was the standard method of pricing domestic iron ore and taconite for Occupation Tax until the mid-1980s (see Mine Value).

Long ton — The standard unit for weighing iron ore and taconite in the United States. A long ton equals 2,240 pounds.

M.S. 298.225 — A Minnesota statute (law) guaranteeing the Production Tax aids received by municipalities, counties, schools and the Iron Range Resources and Rehabilitation. The aid levels are adjusted according to a sliding scale based on production levels.

Metric ton — Standard unit for weighing iron ore and taconite in most areas of the world. A metric ton equals 1,000 kilograms or 2,204.62 pounds.

Mine value — The value of iron or pellets at the mine. This became the starting point for Occupation Tax in 1987. This value per iron unit does not include any rail or lake transportation beyond the mine.

Mini mill — A small steel mill using an electric furnace that produces steel from scrap iron.

Natural ore — Iron ore that can be fed to a blast furnace with less complicated processing than taconite requires. Natural ore typically contains 50% + Fe (iron) in its natural state.

Natural weight — The weight of iron ore or pellets including moisture.

Non-equity sales — See Arms-length transaction.

Pellet chip — Broken pellets often cannot be sold as pellets and instead are sold at a reduced price for sinter plants and other uses. For Occupation Tax purposes, chips are defined as individual shipments or stockpiles containing at least 85% of pellet chips smaller than one-fourth inch. Such chips cannot be shipped or commingled with regular pellets.

For Occupation Tax purposes, pellet chips are valued at 75% of the value of the unbroken pellets.

Percentage depletion — A taxable income deduction in the form of an allowance representing a return on capital investment on a wasting asset subject to a gradual reduction in reserves. This deduction applies to income derived from various mining or oil and gas properties.

Range Association of Municipalities and Schools (RAMS) — An association representing Iron Range cities, towns, and schools receiving any funding from the Production Tax.

Region 3 — Koochiching, Itasca, Aitkin, Carlton, St. Louis, Lake, and Cook counties.

Royalty — A share of the product or profit reserved by the owner for permitting another to use the property. A lease by which the owner or lessor grants to the lessee the privilege of exploring, mining and operating the land in consideration of the payment of a certain stipulated royalty on the mineral produced.

Short ton — Standard for weighing many commodities in the United States. It equals 2,000 pounds.

Steel Mill Products Index (SMPI) — A United States government index tracking the actual selling price of all steel products in the United States. This index is published monthly by the U.S. Department of Labor. It is part of the formula used to determine a product value for Occupation Tax purposes each year.

Taconite — Ferruginous chert or ferruginous slate in the form of compact, siliceous rock in which the iron oxide is so finely disseminated that substantially all of the iron-bearing particles are smaller than 20 mesh.

It is not merchantable in its natural state, and it cannot be made merchantable by simple methods of beneficiation involving only crushing, screening, jigging, washing and drying, or any combination thereof. (MS 298.001, subd. 4)

Tailing — Small rock particles containing little or no iron, which are separated during various stages of crushing, grinding, and concentration. Most of the separation is done with magnetic separators. Silica is the main mineral constituent of tailings.

Taxable tons — The three-year average of the current and prior two years production. The Production Tax is based on taxable tons. The weight is on a dry basis without any flux additives. For other iron bearing material subject to the Production Tax, only the current year is used.

Mine Locations and Production Capacity

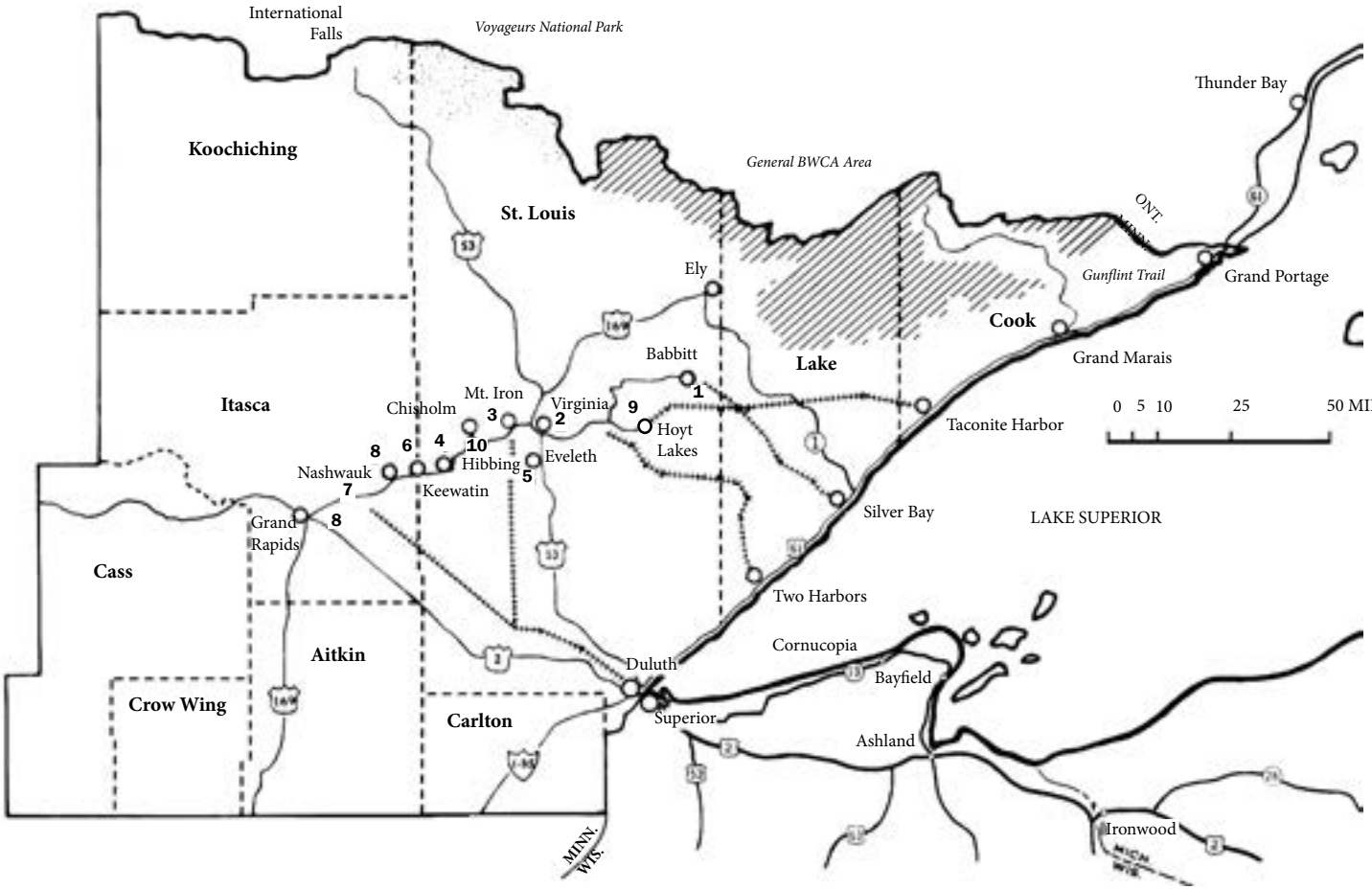

		Effective Capacity* (million tons)
1.	**Northshore Mining** Owner: Cleveland-Cliffs, Inc. (100%)	6.2
2.	**Minorca Mine** Owner: Cleveland-Cliffs, Inc. (100%)	2.8
3.	**U. S. Steel–Minntac** Owner: USS Corporation (100%)	16.0
4.	**Hibbing Taconite** Cleveland-Cliffs, Inc. Managing Agent Owners: Cleveland-Cliffs, Inc. Cleveland-Cliffs, Inc. (85.3%) U. S. Steel (14.7%)	8.0
5.	**United Taconite LLC** Owner: Cleveland-Cliffs, Inc.(100%)	5.4
6.	**U. S. Steel–Keewatin Taconite** Owner: USS Corporation (100%)	6.0
7.	**Mesabi Metallics** Owner: Essar Group (100%)	7.0
8.	**Formerly ERP Iron Ore**	3.0
9.	**Mesabi Nugget LLC** Owners: Steel Dynamics, Inc (81%) Kobe Steel, Ltd (19%)	0.5
10.	**Mining Resources LLC** Owner: Steel Dynamics, Inc. (100%)	1.0

* Effective capacity is the annual production capacity in natural long tons (including flux) that can be sustained under normal operating conditions.

The ownership percentages shown are the ultimate percentages controlled by parent steel and mining companies.
In some instances, various other partnerships and subsidiaries are listed on legal corporate documents.

Distribution of Mining Taxes

Production Year 2025 Tax Obligations - $138,512,892

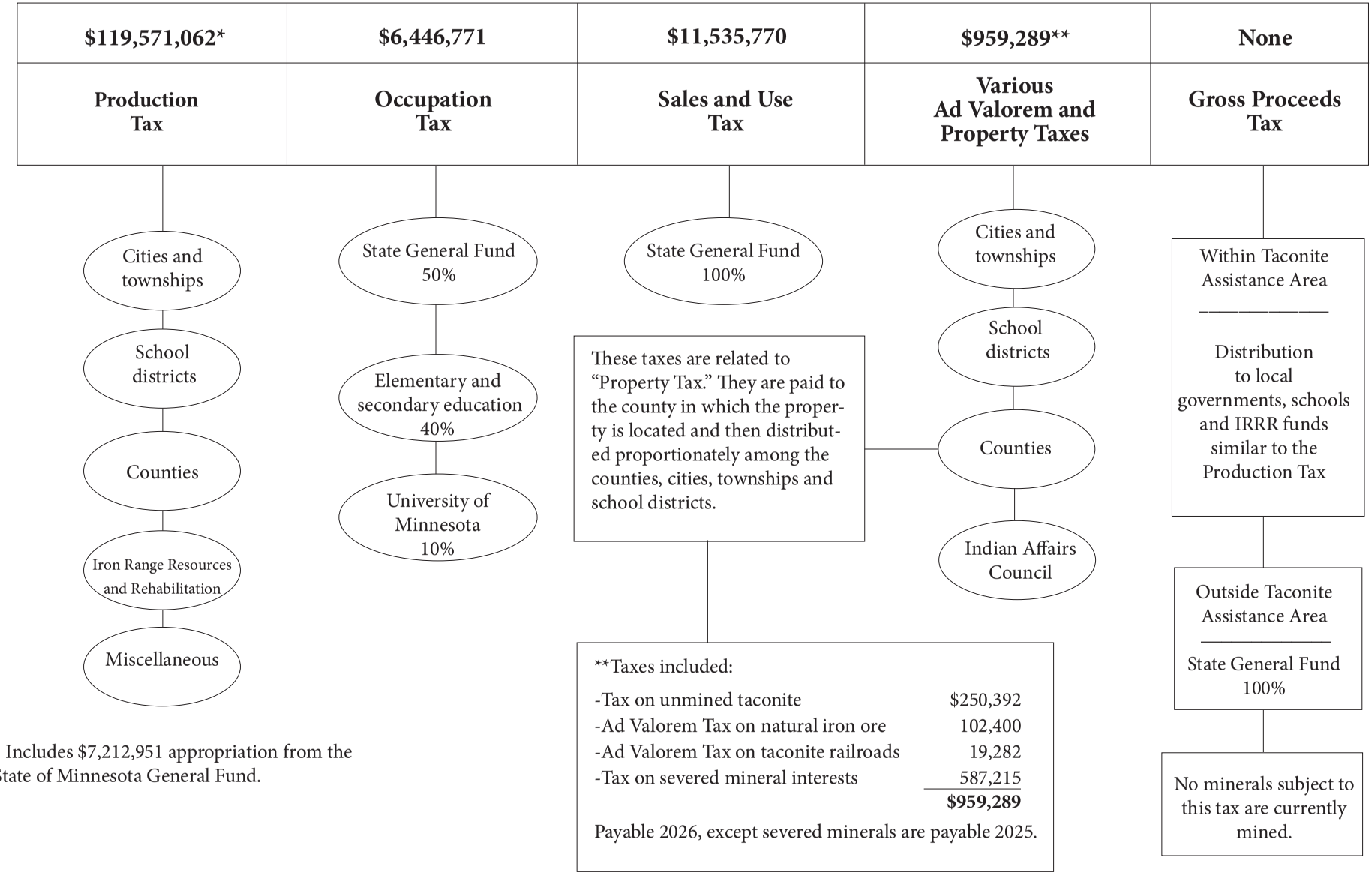

* Includes $7,212,951 appropriation from the State of Minnesota General Fund.