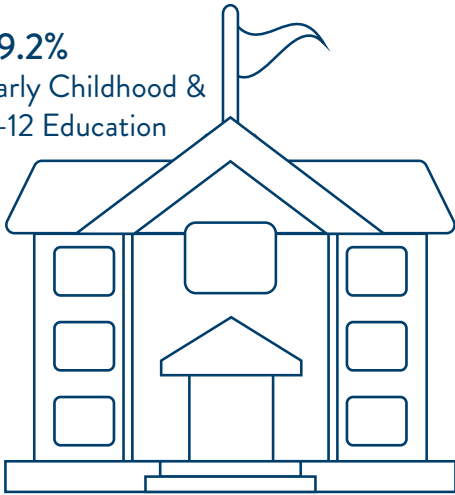




Funding our quality of life in Minnesota

Colored by: _____ Age: _____

29.2%
Early Childhood &
K-12 Education




25.6%
Health Care



10.7%

Transportation



4.6%

Higher Education



4.1%

Public Safety and Judiciary




5.4%
Property Tax
Aids & Credits




5.8%

Other Health and
Human Services




1.9%

Environment and Energy



2.3%
State
Government
and Veterans

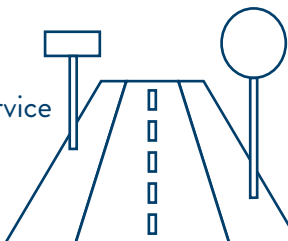


1.4%

Jobs, Commerce,
Agriculture, and Housing



1.6%
Debt Service



7.3%

Unallocated

