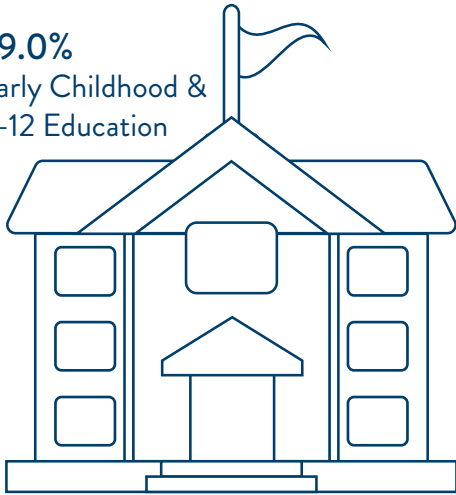




Funding our quality of life in Minnesota

Colored by: _____ Age: _____


29.0%
Early Childhood &
K-12 Education



22.8%
Health Care



10.2%
Transportation



5.0%
Higher Education




4.2%
Public Safety and Judiciary




6.3%
Property Tax
Aids & Credits




5.2%
Other Health and
Human Services




2.4%
Environment and Energy



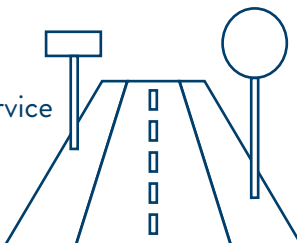
3.0%
State
Government
and Veterans



2.5%
Jobs, Commerce,
Agriculture, and Housing



1.8%
Debt Service



7.7%
Unallocated

