

THIS OLD HOUSE

Assessment Year 2003

A Report submitted to the State of Minnesota Legislature
pursuant to
Laws of Minnesota for 1993, Chapter 375, Article 5, Section 42.

Minnesota Statute, Section 3.197 requires that any report to the Legislature contain, at the beginning of the report, the cost of preparing the report.

The cost of preparing this report was \$1,200.00

This Old House

The 1993 Legislature enacted the “This Old House” law (M.S. 273.11, subd. 16). This Minnesota property tax program has allowed homestead property owners to exclude all or a portion of the value of qualifying improvements made to older homes. The program was designed to provide owners of older homes with an incentive to renovate their property, and in turn, preserve and revitalize older neighborhoods. This program expired for new qualifiers as of January 2, 2003, but remains for existing participants through the term of their exclusion.

Which properties were eligible?

Prior to expiring for new qualifiers, a property was eligible for this program if the following criteria were met:

1. The property had to be 45 years of age or older at the time the improvements begin.
2. The property had to be the applicant's homestead in the year the improvements are made.
3. The estimated market value of the property (before improvements) could not exceed \$400,000.
4. Relocated houses were eligible if all other requirements were met.
5. Property classified as residential homestead, agricultural homestead, relative homestead or blind/disabled homestead were eligible. This included duplexes, triplexes, condominiums, etc.
6. The improvements for a single project or in any one year had to add at least \$5,000 to the value of the property.

Under the program, homes between 45 and 70 years old were eligible to have one-half the market value (50 percent) of qualifying improvements excluded from the market value, up to a maximum exemption of \$25,000 for all qualified improvements. Properties that were 70 years or older were eligible to exclude 100 percent of their qualifying improvements, up to a maximum exemption of \$50,000.

These eligibility requirements changed over time. For example, for improvements made before July 1, 1999, the age of the house only had to be 35 years or older, the estimated market value of the home could exceed \$150,000 or \$300,000 only if the property’s community met certain criteria, and the minimum improvement value only had to be \$1,000.

Qualifying improvements

Only improvements made to the house and garage qualify. The construction of a new garage (up to 600 square feet) also qualifies if no garage exists originally. Improvements to the land, such as landscaping, a driveway, an underground sprinkler system, a sewer system, or a swimming pool do not qualify for exemption. The exemption may be applied to multiple improvements to the house and/or garage.

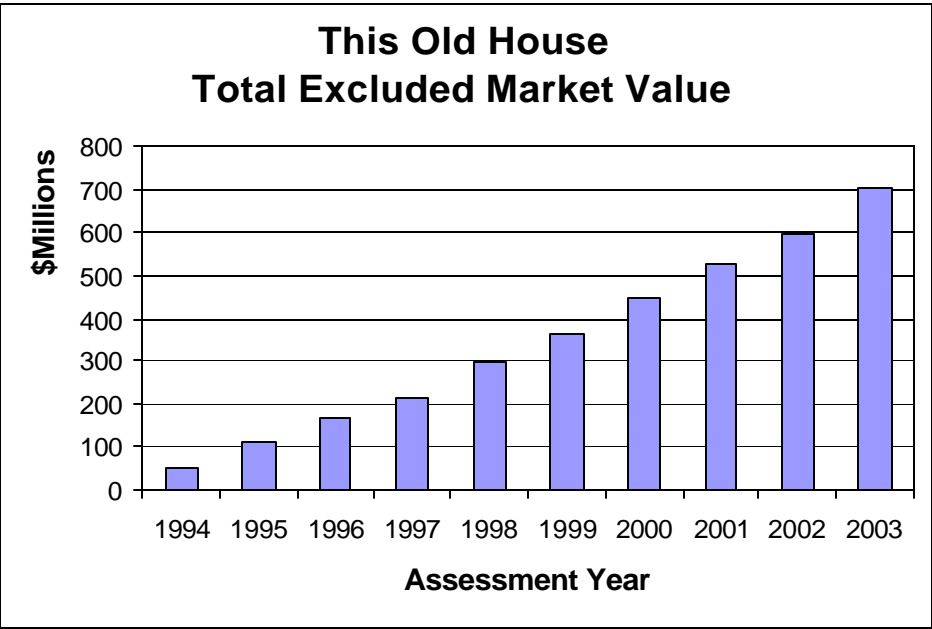
The value of improvements is determined by the assessor and relates to the additional market value added to the property, not the actual cost of the improvements. The value of qualifying improvements will be excluded from property tax for up to a maximum of 10 years. After this time, the value of improvements will be added to the assessment as follows:

- 1. 50 percent in the two subsequent assessment years if the improvements that began in any one year have a total value of \$10,000 or less; or
- 2. 20 percent in the five subsequent assessment years if the improvements that began in any one year have a total value of more than \$10,000.

Excluded Market Values

In 2003, 86 counties reported \$700,824,325 in excluded market value spread among 59,289 properties. This compares to 2002 where the same counties reported \$597,253,762 of excluded market value spread among 55,370 properties. Lake of the Woods County did not report any This Old House properties in either year.

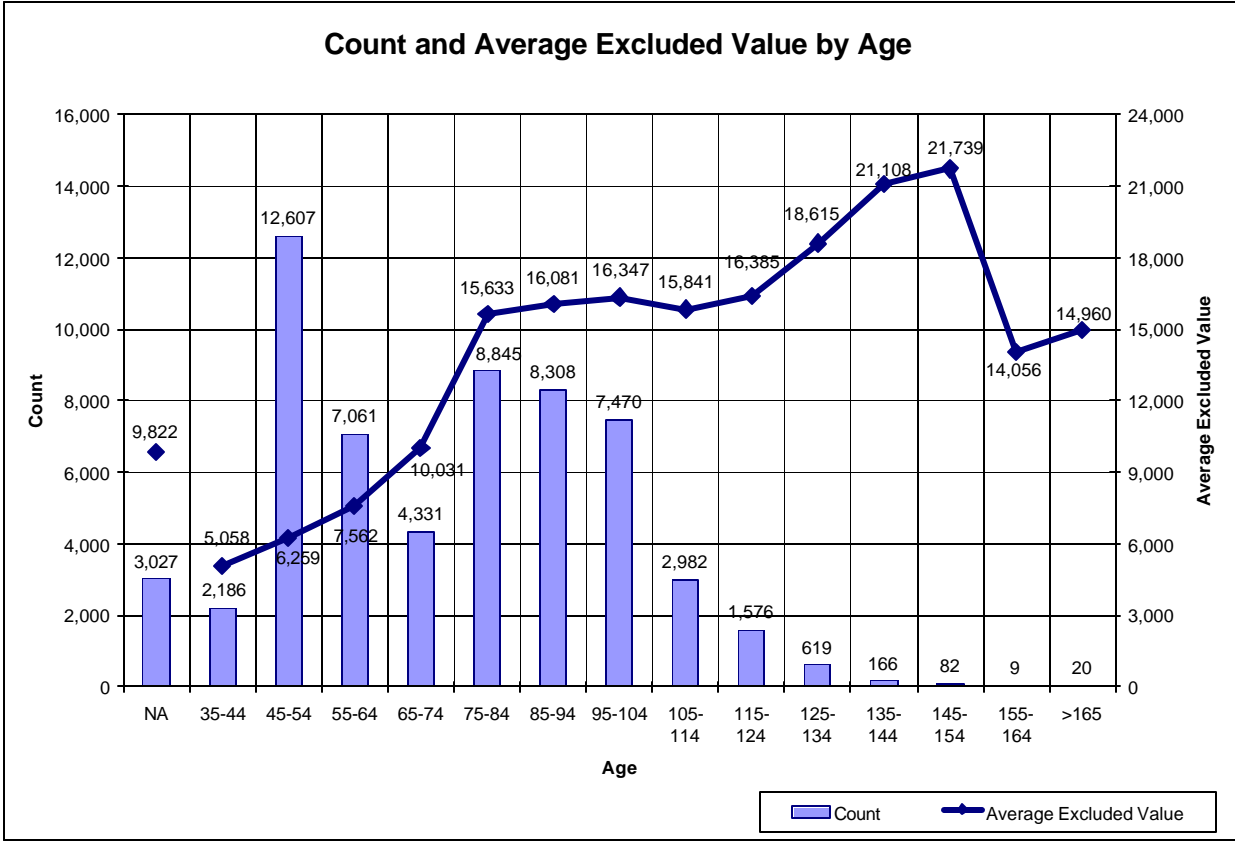
Figure 1.



As Figure 1 shows, the reported excluded market value has grown steadily each year from \$49,073,380 in 1994, the first year these values were reported, to \$700,824,325 in 2003. The somewhat larger increase for 2003 might reflect a rush to qualify prior to the program’s expiration.

This report provides some brief examination of the market value excluded from taxation under the “This Old House” program by county, age, estimated market value, improvement value, and amount of excluded value. This report also details the total market value excluded from taxation for each city and town.

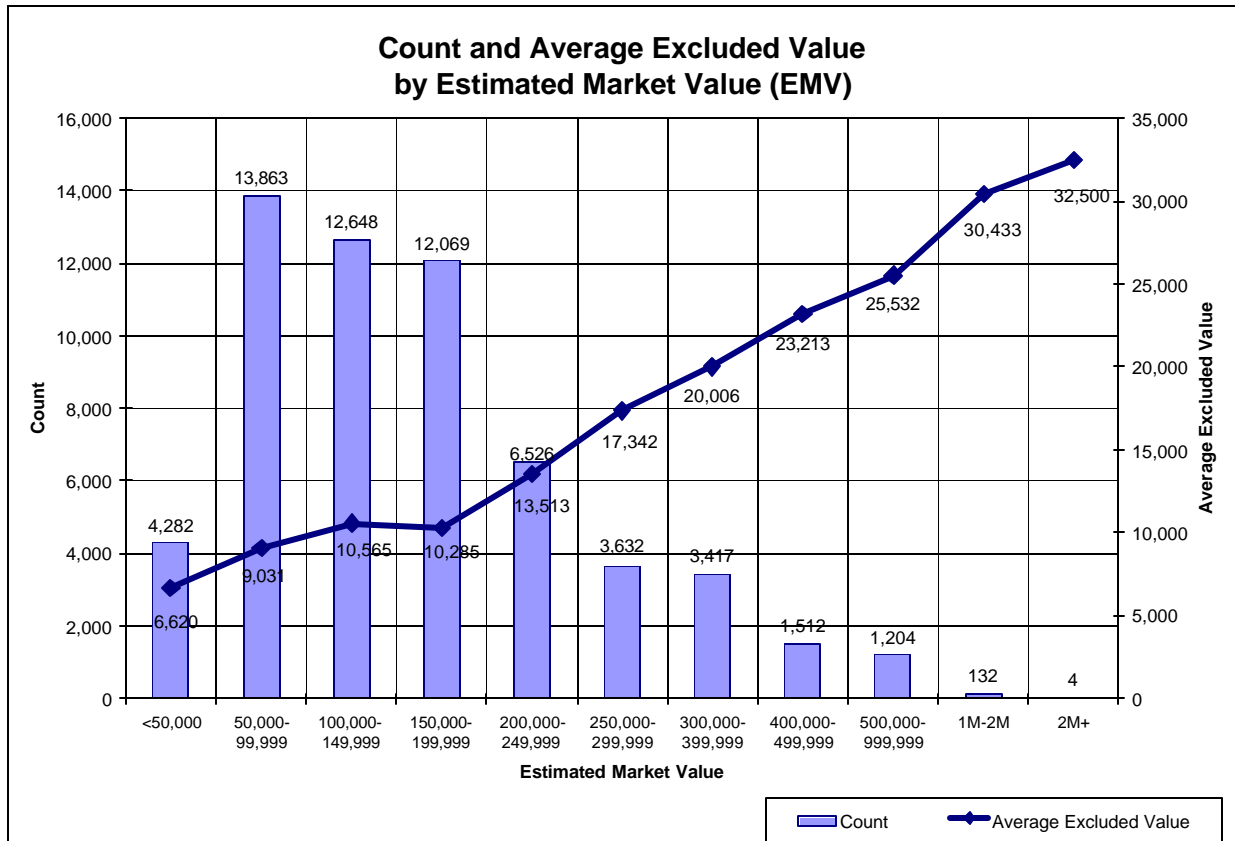
Figure 2.



Observations:

- This chart breaks the parcels in this program into age ranges, providing counts by age range and the average excluded market value for each range.
- Some counties do not report property ages, and several parcels indicated erroneous ages. These counts and the associated excluded market values appear in the NA column.
- Generally, excluded market values increase as properties get older. There is a significant jump in excluded market values for properties over 74 years old. This is due to the fact that homes over 70 years of age qualified for full exclusion of the improvement value, while homes less than 70 years of age could only exclude one-half of the improvement value. There is also a significant increase in excluded value for homes older than 125 years of age, which may suggest improvements are more extensive for significantly older homes.
- Beginning in the 2000 assessment, homes had to be 45 years old at the time of the improvement to be eligible for this exclusion. The prior age requirement was 35 years old.

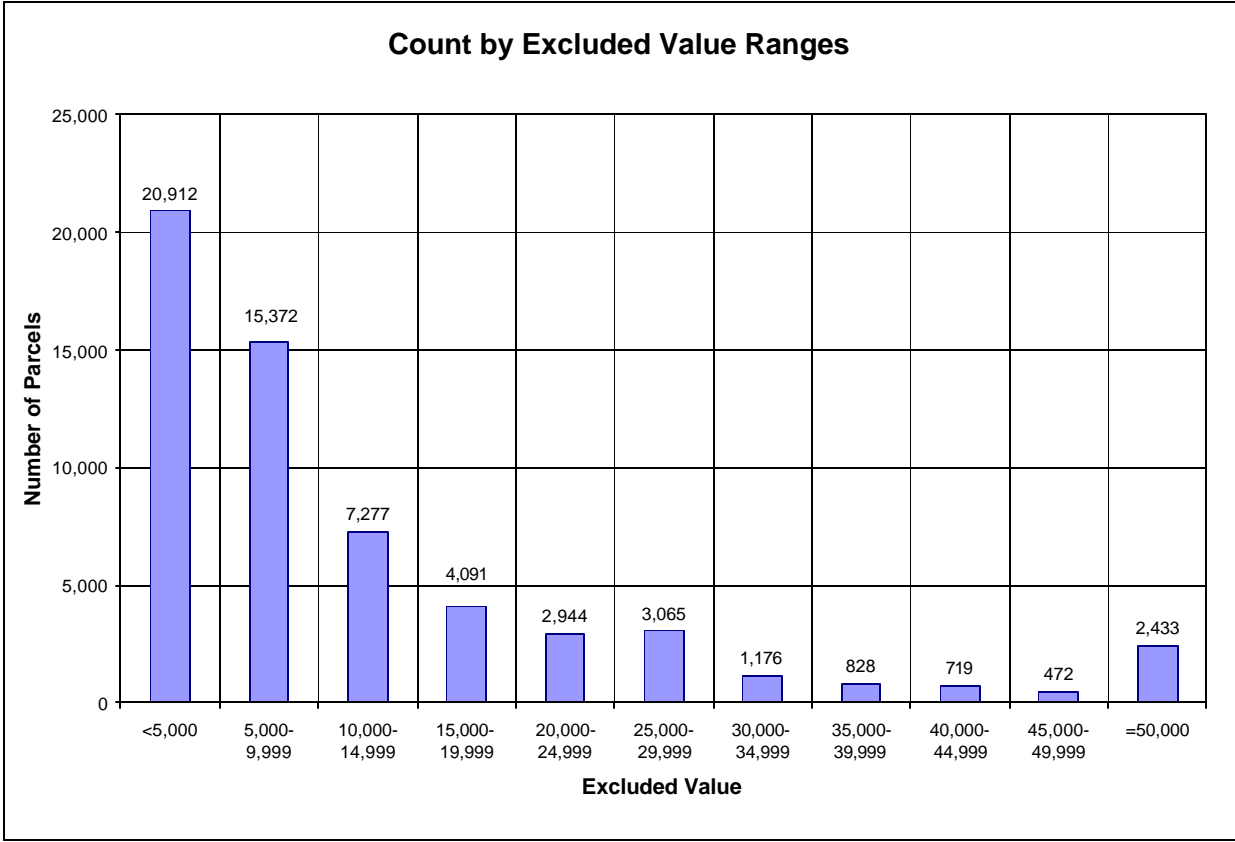
Figure 3.



Observations:

- In the first year of the program there were no EMV limits to qualify. In 1994, limits were established where EMV's of \$150,000 or less would qualify and EMV's greater than this, up to \$300,000, could qualify if the city or town met certain criteria. In 1996, these limits were changed so EMV's of greater than \$300,000 could also qualify if the city or town met other criteria. In 1999, these ranges and criteria were eliminated and the existing EMV limit of \$400,000 or less was imposed. As a result of these limits, the majority of This Old House parcels have EMV's of \$150,000 or less prior to the improvements, and 72% have current estimated market values under \$200,000.
- The average excluded value increases as EMV's increase. This excluded value particularly increases faster in ranges beyond \$200,000, suggesting that properties in cities that met the criteria for exceeding \$150,000 or \$300,000 in EMV may have generally been subject to more substantial improvements than the other participants. Moreover, owners of increasingly valuable homes may be able to afford increasingly valuable improvements.

Figure 4.



Observations:

- This chart breaks excluded market values into eleven ranges of \$5,000 increments and shows the parcel count for each range. There are 59,289 parcels in this program.
- 36,284 parcels (61% of the total) have excluded market values less than \$10,000, and the number of parcels tapers off as the ranges of excluded values increase. However, 2,433 parcels (4% of the total) have the maximum exemption of \$50,000 for homes 70 years old or older. Because homes under 70 years of age were limited to a \$25,000 maximum exclusion, the \$25,000-\$29,999 range also shows a slightly higher count than the trend would predict.
- Since the 2000 assessment, the program required a minimum qualifying improvement value of \$5,000. Prior to the 2000 assessment, the qualifying improvement value was \$1,000.
- Homes between 45 and 70 years old were eligible to have one-half the market value of qualifying improvements excluded from the market value while homes that were 70 years or older were eligible to exclude 100 percent of their qualifying improvements. The reduced exclusion and greater numbers of homes under 70 years of age contributes to the front loading of the chart.

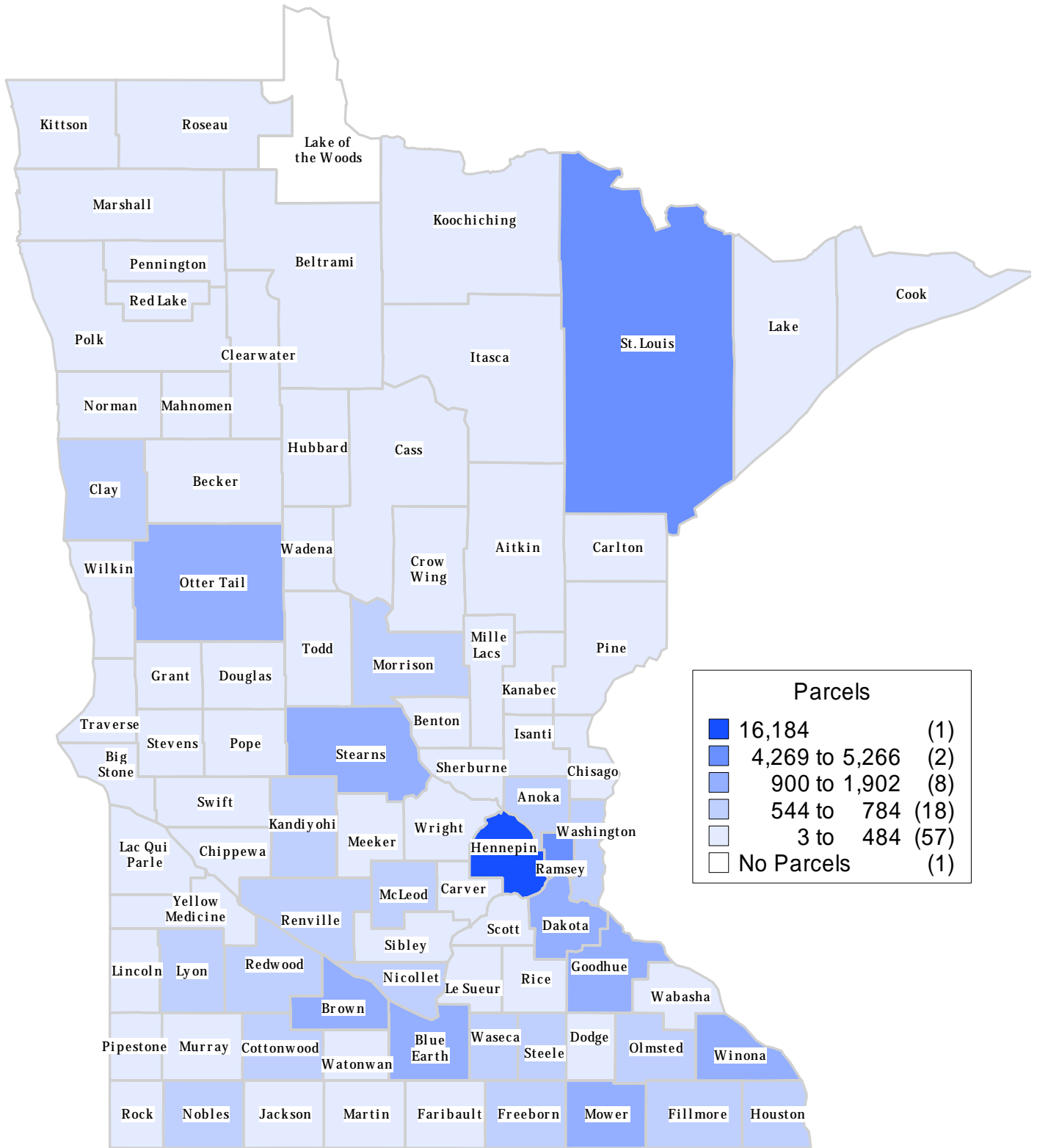
This Old House by County

The following maps and table on pages 10-11 summarize This Old House participation by county. Hennepin County has by far the largest participation with 16,184 parcels, or 27% of all participants. Ramsey and St. Louis counties are next with 5,266 and 4,269 parcels, respectively. These counties contain Minnesota’s three first class cities (Minneapolis, St. Paul, and Duluth), which each have a large population of older homes. The remaining 57% of This Old House participants are well scattered around the state. Some of the counties with the most participants are Dakota, Stearns, Otter Tail, Mower, and Goodhue.

City, Town, and Detail Data

Following the maps is a list of This Old House excluded market value by city and town. The detail parcel data, including age, estimated market value, improvement market value, and the excluded market value is available by request. Please contact Dean Carter at 651-556-6100 to request this data.

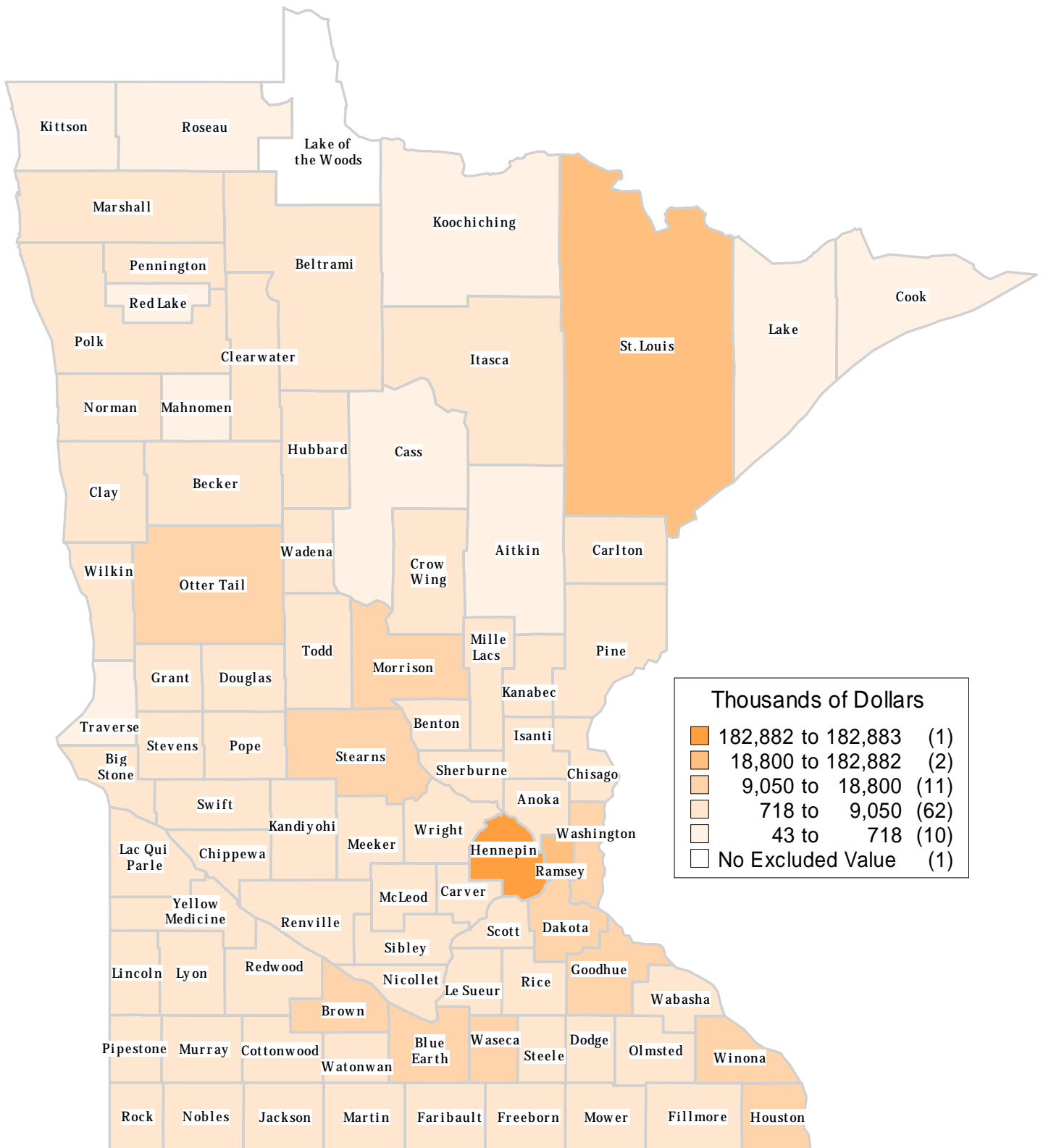
THIS OLD HOUSE PARCELS By County



Source: Minnesota Revenue
 Prepared: February 25, 2004

THIS OLD HOUSE TOTAL EXCLUDED VALUE 2003

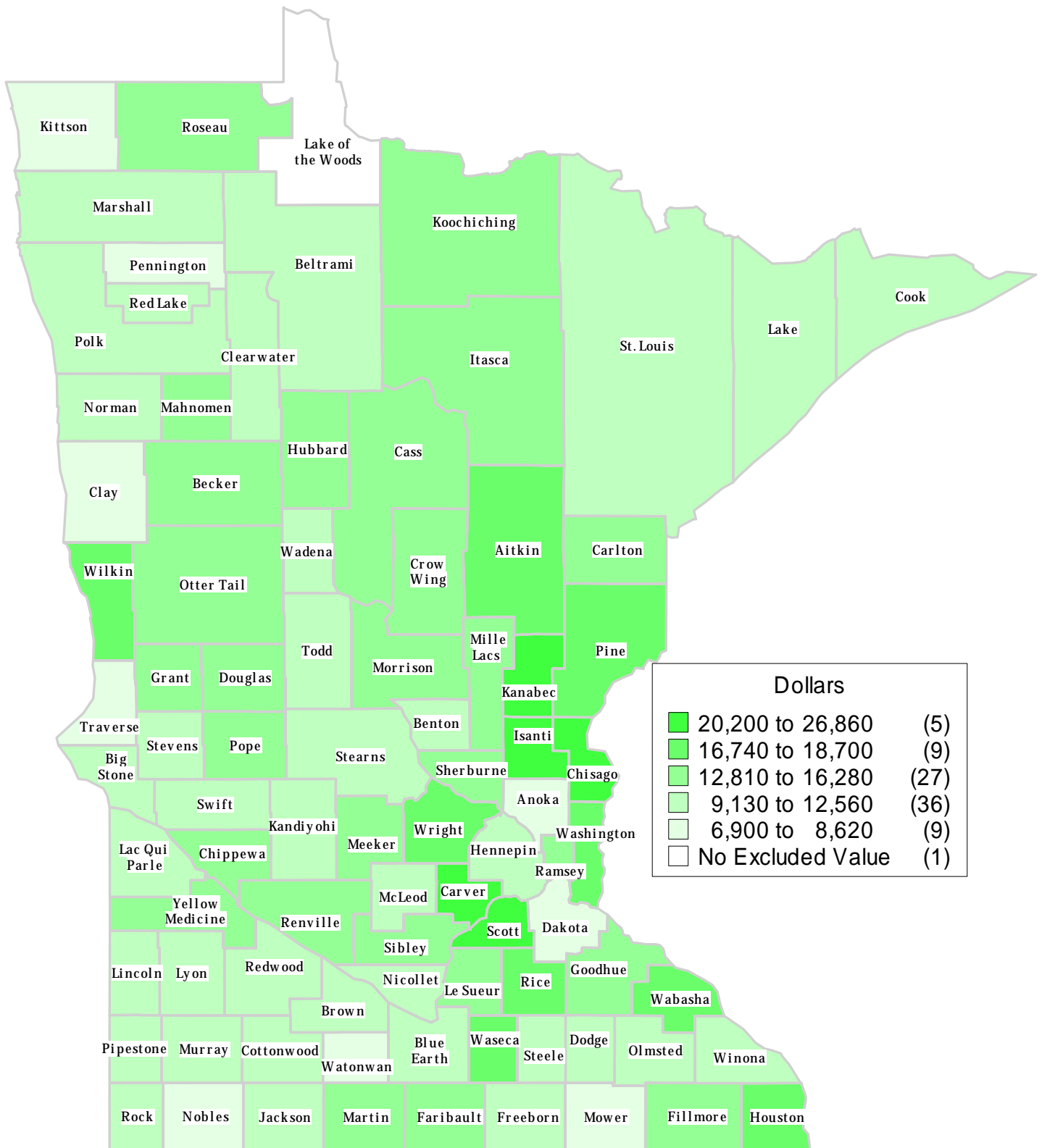
By County



Source: Minnesota Revenue
 Prepared: February 25, 2004

THIS OLD HOUSE AVERAGE EXCLUDED VALUE 2003

By County



Source: Minnesota Revenue
 Prepared: February 25, 2004

This Old House Parcel Counts, Age, Estimated Market Value, Improvement Market Value, and Excluded Market Value by County

| County | Count | Age | Estimated Market Value | | Improvement Market Value | | Excluded Market Value | |
|----------------------|--------|---------|------------------------|-----------|--------------------------|----------|-----------------------|----------|
| | | Average | Total | Average | Total | Average | Total | Average |
| 01 Aitkin | 39 | 75 | \$5,735,600 | \$147,067 | \$995,600 | \$25,528 | \$717,300 | \$18,392 |
| 02 Anoka | 754 | 57 | 125,573,200 | 166,543 | 10,198,783 | 13,526 | 5,597,900 | 7,424 |
| 03 Becker | 338 | 76 | 45,286,600 | 133,984 | 7,221,272 | 21,365 | 5,068,900 | 14,997 |
| 04 Beltrami | 293 | 73 | 24,131,100 | 82,359 | 4,802,400 | 16,390 | 3,467,700 | 11,835 |
| 05 Benton | 271 | 80 | 36,197,400 | 133,570 | 4,141,500 | 15,282 | 3,047,800 | 11,246 |
| 06 Big Stone | 257 | 84 | 14,759,100 | 57,428 | 2,942,400 | 11,449 | 2,450,600 | 9,535 |
| 07 Blue Earth | 1,090 | 82 | 145,556,320 | 133,538 | 12,796,012 | 11,761 | 11,336,900 | 10,401 |
| 08 Brown | 1,072 | 80 | 117,814,200 | 109,901 | 14,554,143 | 13,577 | 11,616,100 | 10,836 |
| 09 Carlton | 124 | 71 | 14,346,800 | 115,700 | 2,260,700 | 18,231 | 1,757,600 | 14,174 |
| 10 Carver | 232 | 86 | 58,676,100 | 252,914 | 6,508,100 | 28,052 | 4,920,600 | 21,209 |
| 11 Cass | 35 | 66 | 7,044,500 | 201,271 | 763,108 | 21,803 | 486,600 | 13,903 |
| 12 Chippewa | 293 | 79 | 28,047,900 | 95,727 | 4,666,900 | 15,928 | 3,752,700 | 12,808 |
| 13 Chisago | 135 | 91 | 28,441,100 | 210,675 | 3,912,300 | 28,980 | 3,183,100 | 23,579 |
| 14 Clay | 568 | 66 | 50,799,800 | 89,436 | 6,065,967 | 10,680 | 4,224,000 | 7,437 |
| 15 Clearwater | 198 | 76 | 14,552,600 | 73,498 | 3,106,400 | 15,689 | 2,482,000 | 12,535 |
| 16 Cook | 10 | 60 | 1,632,900 | 163,290 | 171,777 | 17,178 | 122,400 | 12,240 |
| 17 Cottonwood | 549 | 77 | 53,393,200 | 97,255 | 7,106,177 | 12,944 | 5,501,000 | 10,020 |
| 18 Crow Wing | 78 | 67 | 15,501,500 | 198,737 | 2,043,900 | 26,204 | 1,269,650 | 16,278 |
| 19 Dakota | 1,902 | 66 | 358,390,500 | 188,428 | 21,324,924 | 11,212 | 14,951,600 | 7,861 |
| 20 Dodge | 400 | 94 | 52,900,200 | 132,251 | 5,334,400 | 13,336 | 4,737,900 | 11,845 |
| 21 Douglas | 371 | 84 | 51,327,800 | 138,350 | 6,716,400 | 18,104 | 5,250,200 | 14,151 |
| 22 Faribault | 83 | 84 | 8,193,700 | 98,719 | 1,395,600 | 16,814 | 1,126,100 | 13,567 |
| 23 Fillmore | 547 | 95 | 77,167,500 | 141,074 | 7,995,558 | 14,617 | 7,217,400 | 13,195 |
| 24 Freeborn | 614 | 71 | 64,120,400 | 104,431 | 8,091,800 | 13,179 | 5,605,000 | 9,129 |
| 25 Goodhue | 1,111 | 88 | 186,084,200 | 167,493 | 20,864,450 | 18,780 | 16,658,800 | 14,994 |
| 26 Grant | 180 | 84 | 18,600,000 | 103,333 | 3,557,900 | 19,766 | 2,908,900 | 16,161 |
| 27 Hennepin | 16,184 | 69 | 4,025,142,100 | 248,711 | 237,261,225 | 14,661 | 182,882,175 | 11,300 |
| 28 Houston | 577 | 87 | 70,389,800 | 121,993 | 12,137,790 | 21,036 | 10,015,400 | 17,358 |
| 29 Hubbard | 85 | 76 | 10,512,900 | 123,681 | 1,896,500 | 22,312 | 1,241,300 | 14,604 |
| 30 Isanti | 181 | 89 | 35,169,500 | 194,307 | 6,260,348 | 34,588 | 4,860,900 | 26,856 |
| 31 Itasca | 88 | 69 | 10,696,800 | 121,555 | 1,658,137 | 18,842 | 1,224,300 | 13,913 |
| 32 Jackson | 166 | 82 | 13,542,900 | 81,584 | 2,190,600 | 13,196 | 1,848,700 | 11,137 |
| 33 Kanabec | 68 | 82 | 11,609,300 | 170,725 | 1,942,300 | 28,563 | 1,374,000 | 20,206 |
| 34 Kandiyohi | 618 | 78 | 73,633,600 | 119,148 | 10,133,300 | 16,397 | 7,596,300 | 12,292 |
| 35 Kittson | 92 | 79 | 5,055,100 | 54,947 | 860,900 | 9,358 | 663,400 | 7,211 |
| 36 Koochiching | 3 | 70 | 205,800 | 68,600 | 87,300 | 29,100 | 43,800 | 14,600 |
| 37 Lac Qui Parle | 199 | 85 | 17,947,600 | 90,189 | 2,380,400 | 11,962 | 2,077,800 | 10,441 |
| 38 Lake | 70 | 80 | 6,772,500 | 96,750 | 937,232 | 13,389 | 701,650 | 10,024 |
| 39 Lake of the Woods | 0 | 0 | 0 | 0 | 0 | 0 | 0 | 0 |
| 40 LeSueur | 330 | 87 | 50,427,500 | 152,811 | 5,775,800 | 17,502 | 4,792,900 | 14,524 |
| 41 Lincoln | 372 | 84 | 30,882,500 | 83,017 | 4,917,000 | 13,218 | 4,444,200 | 11,947 |
| 42 Lyon | 784 | 80 | 76,799,900 | 97,959 | 10,630,400 | 13,559 | 8,479,000 | 10,815 |
| 43 McLeod | 761 | 79 | 93,199,100 | 122,469 | 10,309,633 | 13,547 | 7,794,500 | 10,242 |
| 44 Mahanomen | 19 | 81 | 2,229,100 | 117,321 | 343,700 | 18,089 | 285,400 | 15,021 |
| 45 Marshall | 177 | 83 | 10,652,300 | 60,182 | 2,428,708 | 13,722 | 2,054,600 | 11,608 |
| 46 Martin | 197 | 77 | 15,632,800 | 79,354 | 3,288,892 | 16,695 | 2,557,900 | 12,984 |
| 47 Meeker | 283 | 82 | 37,941,100 | 134,067 | 5,550,400 | 19,613 | 4,238,400 | 14,977 |
| 48 Mille Lacs | 156 | 81 | 24,620,600 | 157,824 | 2,859,500 | 18,330 | 2,332,400 | 14,951 |
| 49 Morrison | 697 | 85 | 91,020,700 | 130,589 | 13,528,300 | 19,409 | 11,098,400 | 15,923 |
| 50 Mower | 1,226 | 71 | 121,858,300 | 99,395 | 11,917,200 | 9,720 | 8,461,100 | 6,901 |
| 51 Murray | 355 | 80 | 36,881,400 | 103,891 | 4,717,698 | 13,289 | 3,759,100 | 10,589 |
| 52 Nicollet | 674 | 80 | 94,355,600 | 139,993 | 8,050,900 | 11,945 | 6,166,000 | 9,148 |
| 53 Nobles | 666 | 74 | 59,836,300 | 89,844 | 7,298,400 | 10,959 | 5,688,300 | 8,541 |
| 54 Norman | 97 | 83 | 6,870,800 | 70,833 | 1,541,600 | 15,893 | 1,206,000 | 12,433 |
| 55 Olmsted | 774 | 71 | 130,718,500 | 168,887 | 7,140,200 | 14,875 | 7,813,950 | 10,096 |
| 56 Otter Tail | 1,301 | 82 | 153,260,000 | 117,802 | 24,791,500 | 19,056 | 18,798,400 | 14,449 |
| 57 Pennington | 470 | 75 | 31,997,900 | 68,081 | 5,316,100 | 11,311 | 4,052,400 | 8,622 |
| 58 Pine | 179 | 83 | 25,529,100 | 142,621 | 3,728,633 | 20,830 | 3,117,100 | 17,414 |
| 59 Pipestone | 386 | 79 | 32,058,700 | 83,054 | 4,767,700 | 12,352 | 3,893,700 | 10,087 |
| 60 Polk | 467 | 82 | 32,705,900 | 70,034 | 7,007,068 | 15,004 | 5,808,200 | 12,437 |
| 61 Pope | 406 | 84 | 47,753,700 | 117,620 | 6,308,100 | 15,537 | 5,203,500 | 12,817 |

This Old House Parcel Counts, Age, Estimated Market Value, Improvement Market Value, and Excluded Market Value by County

| County | Count | Age | Estimated Market Value | | Improvement Market Value | | Excluded Market Value | |
|--------------------|--------|---------|------------------------|-----------|--------------------------|----------|-----------------------|----------|
| | | Average | Total | Average | Total | Average | Total | Average |
| 62 Ramsey | 5,266 | 75 | 1,276,054,100 | 242,319 | 95,492,520 | 18,134 | 71,770,700 | 13,629 |
| 63 Red Lake | 18 | 84 | 849,000 | 47,167 | 230,900 | 12,828 | 209,300 | 11,628 |
| 64 Redwood | 544 | 79 | 52,308,000 | 96,154 | 7,662,400 | 14,085 | 6,174,300 | 11,350 |
| 65 Renville | 637 | 81 | 59,254,800 | 93,022 | 10,364,300 | 16,270 | 8,547,900 | 13,419 |
| 66 Rice | 472 | 90 | 101,596,000 | 215,246 | 9,272,800 | 19,646 | 8,046,300 | 17,047 |
| 67 Rock | 300 | 84 | 31,413,700 | 104,712 | 4,124,900 | 13,750 | 3,585,400 | 11,951 |
| 68 Roseau | 35 | 76 | 3,336,800 | 95,337 | 694,977 | 19,856 | 505,100 | 14,431 |
| 69 St. Louis | 4,269 | 74 | 465,755,600 | 109,102 | 18,825,000 | 11,922 | 40,950,400 | 9,593 |
| 70 Scott | 53 | 83 | 12,880,500 | 243,028 | 1,648,301 | 31,100 | 1,168,700 | 22,051 |
| 71 Sherburne | 139 | 72 | 22,476,300 | 161,700 | 2,689,400 | 19,348 | 2,005,400 | 14,427 |
| 72 Sibley | 457 | 80 | 63,916,200 | 139,860 | 8,968,000 | 19,624 | 7,223,600 | 15,807 |
| 73 Stearns | 1,315 | 75 | 172,354,900 | 131,068 | 17,960,090 | 13,658 | 14,124,700 | 10,741 |
| 74 Steele | 629 | 80 | 79,885,900 | 127,005 | 8,095,800 | 12,871 | 6,491,900 | 10,321 |
| 75 Stevens | 112 | 79 | 9,454,100 | 84,412 | 1,396,800 | 12,471 | 1,061,500 | 9,478 |
| 76 Swift | 180 | 83 | 13,770,200 | 76,501 | 2,287,200 | 12,707 | 1,884,900 | 10,472 |
| 77 Todd | 314 | 84 | 32,573,500 | 103,737 | 4,616,900 | 14,704 | 3,944,100 | 12,561 |
| 78 Traverse | 78 | 89 | 6,406,600 | 82,136 | 757,500 | 9,712 | 661,100 | 8,476 |
| 79 Wabasha | 111 | 95 | 17,369,800 | 156,485 | 2,224,200 | 20,038 | 1,978,400 | 17,823 |
| 80 Wadena | 143 | 81 | 12,550,500 | 87,766 | 2,206,100 | 15,427 | 1,662,800 | 11,628 |
| 81 Waseca | 703 | 88 | 104,927,000 | 149,256 | 13,592,800 | 19,335 | 11,765,100 | 16,736 |
| 82 Washington | 744 | 91 | 180,581,900 | 242,718 | 16,936,700 | 22,764 | 13,355,400 | 17,951 |
| 83 Watonwan | 350 | 84 | 35,462,500 | 101,321 | 3,384,557 | 9,670 | 2,828,800 | 8,082 |
| 84 Wilkin | 74 | 84 | 6,214,700 | 83,982 | 1,774,700 | 23,982 | 1,377,100 | 18,609 |
| 85 Winona | 900 | 95 | 118,056,300 | 131,174 | 11,753,327 | 13,059 | 10,193,500 | 11,326 |
| 86 Wright | 484 | 84 | 99,535,900 | 205,653 | 11,594,850 | 23,956 | 9,049,600 | 18,698 |
| 87 Yellow Medicine | 310 | 84 | 31,030,000 | 100,097 | 5,083,900 | 16,400 | 4,224,400 | 13,627 |
| Statewide | 59,289 | 76 | \$10,102,198,720 | \$170,389 | \$863,140,857 | \$15,331 | \$700,824,325 | \$11,820 |

All averages were adjusted to exclude missing/erroneous values, which were generally insignificant, except in St. Louis and Olmsted counties which reported no age or improvement market value for 2,690 and 294 parcels, respectively.

Improvement market values contain reported values when provided and computed estimates when missing that are based on homes 45 to 70 years old allowing half of the improvement value to be excluded and homes 70 year or older allowing the full improvement value to be excluded.

| COUNTY | CITY OR TOWN | EXCLUDED VALUE |
|--------------------------|--------------------------|-----------------------|
| AITKIN | AITKIN CITY OF | 137,900 |
| | FARM ISLAND TOWN OF | 33,000 |
| | GLEN TOWN OF | 25,000 |
| | HAZELTON TOWN OF | 82,200 |
| | HILL CITY CITY OF | 4,200 |
| | JEVNE TOWN OF | 25,000 |
| | KIMBERLY TOWN OF | 68,500 |
| | LAKESIDE TOWN OF | 25,000 |
| | LIBBY TOWN OF | 800 |
| | MACVILLE TOWN OF | 7,600 |
| | MALMO TOWN OF | 25,000 |
| | NORRLAND TOWN OF | 110,900 |
| | SHAMROCK TOWN OF | 76,200 |
| | SPENCER TOWN OF | 5,600 |
| VERDON TOWN OF | 50,000 | |
| WAGNER TOWN OF | 40,400 | |
| AITKIN TOTAL | | 717,300 |
| ANOKA | ANDOVER CITY OF | 127,200 |
| | ANOKA CITY OF | 1,403,100 |
| | BLAINE CITY OF | 297,600 |
| | BURNS TOWN OF | 176,400 |
| | CENTERVILLE CITY OF | 7,500 |
| | CIRCLE PINES CITY OF | 127,300 |
| | COLUMBIA HEIGHTS CITY OF | 555,600 |
| | COLUMBUS TOWN OF | 154,500 |
| | COON RAPIDS CITY OF | 1,036,000 |
| | EAST BETHEL CITY OF | 82,400 |
| | FRIDLEY CITY OF | 1,033,900 |
| | HAM LAKE CITY OF | 108,500 |
| | LEXINGTON CITY OF | 81,800 |
| | LINO LAKES CITY OF | 78,700 |
| | LINWOOD TOWN OF | 34,300 |
| | OAK GROVE CITY OF | 28,300 |
| RAMSEY CITY OF | 109,800 | |
| SPRING LAKE PARK CITY OF | 78,400 | |
| ST FRANCIS CITY OF | 76,600 | |
| ANOKA TOTAL | | 5,597,900 |
| BECKER | ATLANTA TOWN OF | 12,100 |
| | AUDUBON CITY OF | 83,900 |
| | AUDUBON TOWN OF | 59,700 |
| | BURLINGTON TOWN OF | 136,100 |
| | CALLAWAY CITY OF | 8,100 |
| | CALLAWAY TOWN OF | 50,700 |
| | CARSONVILLE TOWN OF | 11,600 |
| | CORMORANT TOWN OF | 124,300 |
| | CUBA TOWN OF | 39,800 |
| | DETROIT LAKES CITY OF | 2,076,400 |
| | DETROIT TOWN OF | 129,100 |
| | EAGLE VIEW TOWN OF | 46,800 |
| | ERIE TOWN OF | 132,300 |
| EVERGREEN TOWN OF | 21,000 | |
| FRAZEE CITY OF | 362,700 | |
| HAMDEN TOWN OF | 38,700 | |

| COUNTY | CITY OR TOWN | EXCLUDED VALUE |
|-----------------------|------------------------|-----------------------|
| | HEIGHT OF LAND TOWN OF | 92,900 |
| | HOLMESVILLE TOWN OF | 17,900 |
| | LAKE EUNICE TOWN OF | 103,400 |
| | LAKE PARK CITY OF | 315,600 |
| | LAKE PARK TOWN OF | 81,100 |
| | LAKE VIEW TOWN OF | 802,100 |
| | OSAGE TOWN OF | 29,700 |
| | RICHWOOD TOWN OF | 74,800 |
| | RUNEBERG TOWN OF | 51,600 |
| | SILVER LEAF TOWN OF | 58,700 |
| | SPRUCE GROVE TOWN OF | 25,100 |
| | TOAD LAKE TOWN OF | 6,700 |
| | TWO INLETS TOWN OF | 2,600 |
| | WALWORTH TOWN OF | 26,500 |
| | WHITE EARTH TOWN OF | 4,100 |
| | WOLF LAKE CITY OF | 13,800 |
| | WOLF LAKE TOWN OF | 29,000 |
| BECKER TOTAL | | 5,068,900 |
| BELTRAMI | ALASKA TOWN OF | 18,200 |
| | BATTLE TOWN OF | 15,400 |
| | BEMIDJI CITY OF | 1,748,100 |
| | BEMIDJI TOWN OF | 231,700 |
| | BENVILLE TOWN OF | 46,800 |
| | BIRCH TOWN OF | 13,200 |
| | BLACKDUCK CITY OF | 126,100 |
| | BUZZLE TOWN OF | 42,000 |
| | CORMANT TOWN OF | 4,100 |
| | DURAND TOWN OF | 5,300 |
| | FROHN TOWN OF | 166,900 |
| | GRANT VALLEY TOWN OF | 18,800 |
| | HAGALI TOWN OF | 85,700 |
| | HINES TOWN OF | 210,900 |
| | JONES TOWN OF | 18,100 |
| | KELLIHER CITY OF | 14,900 |
| | KELLIHER TOWN OF | 11,000 |
| | LAMMERS TOWN OF | 16,900 |
| | LANGOR TOWN OF | 16,000 |
| | LIBERTY TOWN OF | 66,500 |
| | MAPLE RIDGE TOWN OF | 10,900 |
| | NEBISH TOWN OF | 49,800 |
| | NORTHERN TOWN OF | 153,600 |
| | PORT HOPE TOWN OF | 15,500 |
| | ROOSEVELT TOWN OF | 50,900 |
| | SHOOKS TOWN OF | 15,800 |
| | SOLWAY CITY OF | 33,800 |
| | SPRUCE GROVE TOWN OF | 18,600 |
| | STEENERSON TOWN OF | 43,000 |
| | SUMMIT TOWN OF | 87,900 |
| | TAYLOR TOWN OF | 8,800 |
| | TEN LAKE TOWN OF | 15,200 |
| | TENSTRIKE CITY OF | 2,500 |
| | TURTLE LAKE TOWN OF | 70,900 |
| | TURTLE RIVER TOWN OF | 13,900 |
| BELTRAMI TOTAL | | 3,467,700 |

| COUNTY | CITY OR TOWN | EXCLUDED VALUE |
|------------------------|--------------------------|-----------------------|
| BENTON | ALBERTA TOWN OF | 19,900 |
| | FOLEY CITY OF | 332,200 |
| | GILMANTON TOWN OF | 235,300 |
| | GLENDORADO TOWN OF | 229,700 |
| | GRAHAM TOWN OF | 30,600 |
| | GRANITE LEDGE TOWN OF | 95,600 |
| | LANGOLA TOWN OF | 16,500 |
| | MAYHEW LAKE TOWN OF | 223,100 |
| | MAYWOOD TOWN OF | 247,300 |
| | MINDEN TOWN OF | 129,900 |
| | RICE CITY OF | 63,600 |
| | RONNEBY CITY OF | 18,100 |
| | SARTELL CITY OF | 13,000 |
| | SAUK RAPIDS CITY OF | 474,900 |
| | SAUK RAPIDS TOWN OF | 179,500 |
| | ST CLOUD CITY OF | 509,300 |
| ST GEORGE TOWN OF | 125,600 | |
| WATAB TOWN OF | 103,700 | |
| BENTON TOTAL | | 3,047,800 |
| BIG STONE | AKRON TOWN OF | 53,600 |
| | ALMOND TOWN OF | 74,600 |
| | BARRY CITY OF | 5,600 |
| | BEARDSLEY CITY OF | 249,300 |
| | BIG STONE TOWN OF | 112,700 |
| | BROWNS VALLEY TOWN OF | 123,100 |
| | CLINTON CITY OF | 138,500 |
| | CORRELL CITY OF | 32,800 |
| | FOSTER TOWN OF | 49,200 |
| | GRACEVILLE CITY OF | 464,300 |
| | GRACEVILLE TOWN OF | 28,000 |
| | JOHNSON CITY OF | 11,200 |
| | MOONSHINE TOWN OF | 16,100 |
| | ODESSA CITY OF | 123,500 |
| | ODESSA TOWN OF | 25,300 |
| | ORTONVILLE CITY OF | 814,200 |
| | ORTONVILLE TOWN OF | 4,600 |
| | OTREY TOWN OF | 7,300 |
| PRIOR TOWN OF | 109,000 | |
| TOQUA TOWN OF | 7,700 | |
| BIG STONE TOTAL | | 2,450,600 |
| BLUE EARTH | AMBOY CITY OF | 124,700 |
| | BEAUFORD TOWN OF | 369,300 |
| | BUTTERNUT VALLEY TOWN OF | 221,600 |
| | CAMBRIA TOWN OF | 112,000 |
| | CERESCO TOWN OF | 10,300 |
| | DANVILLE TOWN OF | 156,700 |
| | DECORIA TOWN OF | 487,600 |
| | EAGLE LAKE CITY OF | 151,300 |
| | GARDEN CITY TOWN OF | 267,600 |
| | GOOD THUNDER CITY OF | 231,100 |
| | JAMESTOWN TOWN OF | 146,200 |
| JUDSON TOWN OF | 222,000 | |

| COUNTY | CITY OR TOWN | EXCLUDED VALUE |
|-------------------------|------------------------|-----------------------|
| | LAKE CRYSTAL CITY OF | 865,000 |
| | LERAY TOWN OF | 367,500 |
| | LIME TOWN OF | 84,500 |
| | LINCOLN TOWN OF | 127,100 |
| | LYRA TOWN OF | 387,600 |
| | MADISON LAKE CITY OF | 192,100 |
| | MANKATO CITY OF | 3,754,800 |
| | MANKATO TOWN OF | 406,500 |
| | MAPLETON CITY OF | 466,600 |
| | MAPLETON TOWN OF | 238,600 |
| | MCPHERSON TOWN OF | 268,200 |
| | MEDO TOWN OF | 79,900 |
| | MINNESOTA LAKE CITY OF | 25,000 |
| | PEMBERTON CITY OF | 44,100 |
| | PLEASANT MOUND TOWN OF | 156,700 |
| | RAPIDAN TOWN OF | 346,200 |
| | SHELBY TOWN OF | 160,700 |
| | SKYLINE CITY OF | 53,800 |
| | SOUTH BEND TOWN OF | 244,600 |
| | ST CLAIR CITY OF | 142,300 |
| | STERLING TOWN OF | 112,500 |
| | VERNON CENTER CITY OF | 122,800 |
| | VERNON CENTER TOWN OF | 189,400 |
| BLUE EARTH TOTAL | | 11,336,900 |
| BROWN | | |
| | ALBIN TOWN OF | 234,800 |
| | BASHAW TOWN OF | 115,000 |
| | BURNSTOWN TOWN OF | 123,900 |
| | COBDEN CITY OF | 6,000 |
| | COMFREY CITY OF | 369,700 |
| | COTTONWOOD TOWN OF | 323,600 |
| | EDEN TOWN OF | 290,200 |
| | HANSKA CITY OF | 313,300 |
| | HOME TOWN OF | 144,800 |
| | LAKE HANSKA TOWN OF | 372,800 |
| | LEAVENWORTH TOWN OF | 308,000 |
| | LINDEN TOWN OF | 400,300 |
| | MILFORD TOWN OF | 428,000 |
| | MULLIGAN TOWN OF | 97,700 |
| | NEW ULM CITY OF | 4,163,400 |
| | NORTH STAR TOWN OF | 101,600 |
| | PRAIRIEVILLE TOWN OF | 429,400 |
| | SIGEL TOWN OF | 223,400 |
| | SLEEPY EYE CITY OF | 1,571,100 |
| | SPRINGFIELD CITY OF | 1,176,200 |
| | STARK TOWN OF | 378,700 |
| | STATELY TOWN OF | 44,200 |
| BROWN TOTAL | | 11,616,100 |
| CARLTON | | |
| | ATKINSON TOWN OF | 85,300 |
| | BARNUM TOWN OF | 30,800 |
| | BESEMAN TOWN OF | 78,000 |
| | CLOQUET CITY OF | 533,900 |
| | CORONA TWP (UNORG) | 19,400 |
| | CROMWELL CITY OF | 18,300 |

| COUNTY | CITY OR TOWN | EXCLUDED VALUE |
|----------------------|---------------------------|-----------------------|
| | EAGLE TOWN OF | 31,800 |
| | KALEVALA TOWN OF | 9,200 |
| | MAHTOWA TOWN OF | 90,100 |
| | MOOSE LAKE CITY OF | 13,700 |
| | MOOSE LAKE TOWN OF | 17,500 |
| | PERCH LAKE TOWN OF | 66,500 |
| | RED CLOVER TWP (UNORG) | 103,100 |
| | SAWYER TWP (UNORG) | 29,300 |
| | SCANLON CITY OF | 80,000 |
| | SILVER BROOK TOWN OF | 63,900 |
| | SKELTON TOWN OF | 30,000 |
| | THOMSON TOWN OF | 260,900 |
| | TWIN LAKES TOWN OF | 106,100 |
| | WRENSHALL CITY OF | 19,600 |
| | WRENSHALL TOWN OF | 70,200 |
| CARLTON TOTAL | | 1,757,600 |
| CARVER | BENTON TOWN OF | 333,200 |
| | CAMDEN TOWN OF | 214,100 |
| | CARVER CITY OF | 92,000 |
| | CHANHASSEN CITY OF | 674,600 |
| | CHASKA CITY OF | 124,000 |
| | CHASKA TOWN OF | 5,000 |
| | COLOGNE CITY OF | 44,800 |
| | DAHLGREN TOWN OF | 389,800 |
| | HAMBURG CITY OF | 77,100 |
| | HANCOCK TOWN OF | 186,500 |
| | HOLLYWOOD TOWN OF | 254,300 |
| | LAKETOWN TOWN OF | 253,700 |
| | MAYER CITY OF | 96,800 |
| | NEW GERMANY CITY OF | 116,100 |
| | NORWOOD YOUNG AMERICA CIT | 392,900 |
| | SAN FRANCISCO TOWN OF | 124,000 |
| | VICTORIA CITY OF | 66,900 |
| | WACONIA CITY OF | 469,400 |
| | WACONIA TOWN OF | 333,900 |
| | WATERTOWN CITY OF | 75,600 |
| | WATERTOWN TOWN OF | 317,800 |
| | YOUNG AMERICA TOWN OF | 278,100 |
| CARVER TOTAL | | 4,920,600 |
| CASS | BACKUS CITY OF | 9,600 |
| | BOY LAKE TOWN OF | 36,800 |
| | BYRON TOWN OF | 29,200 |
| | CHICKAMAW BEACH CITY OF | 2,000 |
| | CROOKED LAKE TOWN OF | 19,200 |
| | EAST GULL LAKE CITY OF | 15,200 |
| | FAIRVIEW TOWN OF | 5,700 |
| | FEDERAL DAM CITY OF | 25,600 |
| | HACKENSACK CITY OF | 4,700 |
| | HIRAM TOWN OF | 9,800 |
| | LAKE SHORE CITY OF | 57,600 |
| | LEECH LAKE TOWN OF | 67,300 |
| | MAY TOWN OF | 8,100 |
| | PINE RIVER CITY OF | 8,700 |

| COUNTY | CITY OR TOWN | EXCLUDED VALUE |
|-----------------------|-------------------------|-----------------------|
| | PINE RIVER TOWN OF | 7,100 |
| | PONTO LAKE TOWN OF | 9,700 |
| | REMER CITY OF | 4,300 |
| | SHINGOBEE TOWN OF | 48,500 |
| | SYLVAN TOWN OF | 32,000 |
| | THUNDER LAKE TOWN OF | 19,700 |
| | TURTLE LAKE TOWN OF | 3,100 |
| | WALKER CITY OF | 62,700 |
| CASS TOTAL | | 486,600 |
| CHIPPEWA | BIG BEND TOWN OF | 35,000 |
| | CLARA CITY CITY OF | 254,400 |
| | CRATE TOWN OF | 33,200 |
| | GRACE TOWN OF | 65,000 |
| | GRANITE FALLS CITY OF | 156,400 |
| | GRANITE FALLS TOWN OF | 30,200 |
| | KRAGERO TOWN OF | 72,500 |
| | LEENTHROP TOWN OF | 223,400 |
| | LONE TREE TOWN OF | 127,500 |
| | LOURISTON TOWN OF | 17,300 |
| | MANDT TOWN OF | 87,900 |
| | MAYNARD CITY OF | 106,900 |
| | MILAN CITY OF | 181,100 |
| | MONTEVIDEO CITY OF | 1,405,200 |
| | RHEIDERLAND TOWN OF | 82,500 |
| | ROSEWOOD TOWN OF | 72,600 |
| | SPARTA TOWN OF | 329,800 |
| | STONEHAM TOWN OF | 96,300 |
| | TUNSBURG TOWN OF | 106,500 |
| | WATSON CITY OF | 160,600 |
| | WOODS TOWN OF | 108,400 |
| CHIPPEWA TOTAL | | 3,752,700 |
| CHISAGO | AMADOR TOWN OF | 179,700 |
| | CENTER CITY CITY OF | 288,700 |
| | CHISAGO CITY CITY OF | 319,600 |
| | CHISAGO LAKE TOWN OF | 284,000 |
| | FISH LAKE TOWN OF | 143,500 |
| | FRANCONIA TOWN OF | 188,400 |
| | HARRIS CITY OF | 169,300 |
| | LENT TOWN OF | 67,800 |
| | LINDSTROM CITY OF | 255,500 |
| | NESSEL TOWN OF | 211,100 |
| | NORTH BRANCH CITY OF | 122,300 |
| | RUSH CITY CITY OF | 245,900 |
| | RUSHSEBA TOWN OF | 49,600 |
| | SHAFER CITY OF | 37,500 |
| | SHAFER TOWN OF | 261,900 |
| | STACY CITY OF | 67,700 |
| | SUNRISE TOWN OF | 19,500 |
| | TAYLORS FALLS CITY OF | 138,100 |
| | WYOMING CITY OF | 30,000 |
| | WYOMING TOWN OF | 103,000 |
| CHISAGO TOTAL | | 3,183,100 |

| COUNTY | CITY OR TOWN | EXCLUDED VALUE |
|------------------------|------------------------|-----------------------|
| CLAY | ALLIANCE TOWN OF | 28,400 |
| | BARNESVILLE CITY OF | 218,200 |
| | BARNESVILLE TOWN OF | 2,700 |
| | COMSTOCK CITY OF | 20,200 |
| | CROMWELL TOWN OF | 219,500 |
| | DILWORTH CITY OF | 141,500 |
| | EGLON TOWN OF | 182,000 |
| | ELKTON TOWN OF | 11,100 |
| | ELMWOOD TOWN OF | 89,100 |
| | FELTON CITY OF | 47,900 |
| | FELTON TOWN OF | 17,600 |
| | GEORGETOWN CITY OF | 3,200 |
| | GEORGETOWN TOWN OF | 30,900 |
| | GLYNDON CITY OF | 20,600 |
| | GLYNDON TOWN OF | 144,600 |
| | GOOSE PRAIRIE TOWN OF | 70,800 |
| | HAGEN TOWN OF | 35,700 |
| | HAWLEY CITY OF | 314,800 |
| | HAWLEY TOWN OF | 47,400 |
| | HIGHLAND GROVE TOWN OF | 167,200 |
| | HITTERDAL CITY OF | 64,300 |
| | HOLY CROSS TOWN OF | 32,400 |
| | HUMBOLDT TOWN OF | 10,600 |
| | KRAGNES TOWN OF | 34,300 |
| | KURTZ TOWN OF | 7,200 |
| | MOLAND TOWN OF | 54,800 |
| | MOORHEAD CITY OF | 1,601,600 |
| | MOORHEAD TOWN OF | 50,000 |
| | MORKEN TOWN OF | 35,100 |
| | OAKPORT TOWN OF | 113,600 |
| | PARKE TOWN OF | 62,500 |
| RIVERTON TOWN OF | 28,000 | |
| SABIN CITY OF | 35,000 | |
| SPRING PRAIRIE TOWN OF | 24,200 | |
| TANSEM TOWN OF | 62,500 | |
| ULEN CITY OF | 79,500 | |
| ULEN TOWN OF | 90,000 | |
| VIDING TOWN OF | 25,000 | |
| CLAY TOTAL | | 4,224,000 |
| CLEARWATER | BAGLEY CITY OF | 470,600 |
| | BEAR CREEK TOWN OF | 4,700 |
| | CLEARBROOK CITY OF | 349,200 |
| | CLOVER TOWN OF | 28,700 |
| | COPLEY TOWN OF | 130,200 |
| | DUDLEY TOWN OF | 121,200 |
| | EDDY TOWN OF | 140,700 |
| | FALK TOWN OF | 56,800 |
| | GONVICK CITY OF | 169,000 |
| | GREENWOOD TOWN OF | 23,400 |
| | HOLST TOWN OF | 45,900 |
| | LAPRAIRIE TOWN OF | 49,200 |
| | LEON TOWN OF | 137,500 |
| MINERVA TOWN OF | 39,000 | |
| MOOSE CREEK TOWN OF | 25,000 | |

| COUNTY | CITY OR TOWN | EXCLUDED VALUE |
|-------------------------|-----------------------------|-----------------------|
| | NORA TOWN OF | 130,100 |
| | PINE LAKE TOWN OF | 66,600 |
| | POPPLE TOWN OF | 86,900 |
| | SHEVLIN CITY OF | 158,800 |
| | SHEVLIN TOWN OF | 91,700 |
| | SINCLAIR TOWN OF | 76,900 |
| | WINSOR TOWN OF | 79,900 |
| CLEARWATER TOTAL | | 2,482,000 |
| COOK | GRAND MARAIS CITY OF | 40,300 |
| | LUTSEN TOWN OF | 13,200 |
| | UNORG RGE 1E | 55,700 |
| | UNORG RGE 3E | 10,200 |
| | UNORG RGE 3W | 3,000 |
| COOK TOTAL | | 122,400 |
| COTTONWOOD | AMBOY TOWN OF | 31,300 |
| | AMO TOWN OF | 119,100 |
| | ANN TOWN OF | 132,700 |
| | BINGHAM LAKE CITY OF | 51,500 |
| | CARSON TOWN OF | 103,300 |
| | COMFREY CITY OF | 10,900 |
| | DALE TOWN OF | 121,200 |
| | DELTON TOWN OF | 46,400 |
| | GERMANTOWN TOWN OF | 134,800 |
| | GREAT BEND TOWN OF | 100,000 |
| | HIGHWATER TOWN OF | 186,300 |
| | JEFFERS CITY OF | 99,300 |
| | LAKESIDE TOWN OF | 95,200 |
| | MIDWAY TOWN OF | 105,900 |
| | MT LAKE CITY OF | 892,500 |
| | MT LAKE TOWN OF | 283,700 |
| | ROSEHILL TOWN OF | 228,300 |
| | SELMA TOWN OF | 144,900 |
| | SOUTHBROOK TOWN OF | 46,100 |
| | SPRINGFIELD TOWN OF | 8,900 |
| | STORDEN CITY OF | 133,900 |
| | STORDEN TOWN OF | 75,800 |
| | WESTBROOK CITY OF | 593,500 |
| | WESTBROOK TOWN OF | 356,400 |
| | WINDOM CITY OF | 1,399,100 |
| COTTONWOOD TOTAL | | 5,501,000 |
| CROW WING | 1ST ASSESSMENT UNORG | 147,350 |
| | 2ND ASSESSMENT UNORG | 9,700 |
| | BAXTER CITY OF | 62,900 |
| | BAY LAKE TOWN OF | 83,050 |
| | BRAINERD CITY OF | 48,050 |
| | BREEZY POINT CITY OF | 13,200 |
| | CROSBY CITY OF | 45,300 |
| | CROSSLAKE CITY OF | 194,300 |
| | DAGGETT BROOK TOWN OF | 54,100 |
| | DEERWOOD TOWN OF | 75,000 |
| | EMILY CITY OF | 17,050 |
| | FIFTY LAKES CITY OF | 13,150 |

| COUNTY | CITY OR TOWN | EXCLUDED VALUE |
|------------------------|-------------------------|-----------------------|
| | GAIL LAKE TOWN OF | 16,200 |
| | GARRISON TOWN OF | 23,300 |
| | IDEAL TOWN OF | 9,850 |
| | JENKINS TOWN OF | 22,350 |
| | LAKE EDWARD TOWN OF | 74,950 |
| | LONG LAKE TOWN OF | 122,800 |
| | MISSION TOWN OF | 18,000 |
| | NISSWA CITY OF | 33,100 |
| | NOKAY LAKE TOWN OF | 19,150 |
| | PELICAN TOWN OF | 10,650 |
| | PEQUOT LAKES CITY OF | 80,400 |
| | ROOSEVELT TOWN OF | 36,950 |
| | ST MATHIAS TOWN OF | 38,800 |
| CROW WING TOTAL | | 1,269,650 |
| DAKOTA | APPLE VALLEY CITY OF | 60,000 |
| | BURNSVILLE CITY OF | 380,800 |
| | CASTLE ROCK TOWN OF | 204,100 |
| | COATES CITY OF | 41,200 |
| | DOUGLAS TOWN OF | 147,800 |
| | EAGAN CITY OF | 478,900 |
| | EMPIRE TOWN OF | 154,900 |
| | EUREKA TOWN OF | 326,800 |
| | FARMINGTON CITY OF | 816,800 |
| | GREENVALE TOWN OF | 140,800 |
| | HAMPTON CITY OF | 68,300 |
| | HAMPTON TOWN OF | 97,600 |
| | HASTINGS CITY OF | 1,595,700 |
| | INVER GROVE HT CITY | 1,043,900 |
| | LAKEVILLE CITY OF | 622,100 |
| | MARSHAN TOWN OF | 114,500 |
| | MENDOTA CITY OF | 7,700 |
| | MENDOTA HEIGHTS CITY OF | 1,563,500 |
| | MIESVILLE CITY OF | 59,600 |
| | NEW TRIER CITY OF | 11,900 |
| | NININGER TOWN OF | 80,900 |
| | RANDOLPH CITY OF | 65,500 |
| | RANDOLPH TOWN OF | 61,000 |
| | RAVENNA TOWN OF | 121,400 |
| | ROSEMOUNT CITY OF | 237,200 |
| | SCIOTA TOWN OF | 54,400 |
| | SOUTH ST PAUL CITY OF | 3,505,900 |
| | SUNFISH LAKE CITY OF | 40,600 |
| | VERMILLION CITY OF | 94,900 |
| | VERMILLION TOWN OF | 224,000 |
| | WATERFORD TOWN OF | 72,300 |
| | WEST ST PAUL CITY OF | 2,456,600 |
| DAKOTA TOTAL | | 14,951,600 |
| DODGE | ASHLAND TOWN OF | 296,700 |
| | CANISTEO TOWN OF | 347,500 |
| | CLAREMONT CITY OF | 124,700 |
| | CLAREMONT TOWN OF | 170,500 |
| | CONCORD TOWN OF | 270,300 |
| | DODGE CENTER CITY OF | 367,100 |

| COUNTY | CITY OR TOWN | EXCLUDED VALUE |
|----------------------|----------------------|-----------------------|
| | ELLINGTON TOWN OF | 186,400 |
| | HAYFIELD CITY OF | 238,800 |
| | HAYFIELD TOWN OF | 253,100 |
| | KASSON CITY OF | 317,300 |
| | MANTORVILLE CITY OF | 211,800 |
| | MANTORVILLE TOWN OF | 397,100 |
| | MILTON TOWN OF | 245,100 |
| | RIPLEY TOWN OF | 110,600 |
| | VERNON TOWN OF | 467,900 |
| | WASIOJA TOWN OF | 275,900 |
| | WEST CONCORD CITY OF | 308,200 |
| | WESTFIELD TOWN OF | 148,900 |
| DODGE TOTAL | | 4,737,900 |
| DOUGLAS | ALEXANDRIA CITY OF | 1,279,000 |
| | ALEXANDRIA TOWN OF | 255,900 |
| | BELLE RIVER TOWN OF | 177,800 |
| | BRANDON CITY OF | 99,800 |
| | BRANDON TOWN OF | 106,000 |
| | CARLOS CITY OF | 252,300 |
| | CARLOS TOWN OF | 48,200 |
| | EVANSVILLE CITY OF | 120,600 |
| | EVANSVILLE TOWN OF | 202,900 |
| | FORADA CITY OF | 39,600 |
| | GARFIELD CITY OF | 75,900 |
| | HOLMES CITY TOWN OF | 145,200 |
| | HUDSON TOWN OF | 147,900 |
| | IDA TOWN OF | 197,300 |
| | KENSINGTON CITY OF | 49,100 |
| | LAGRAND TOWN OF | 112,900 |
| | LAKE MARY TOWN OF | 34,600 |
| | LEAF VALLEY TOWN OF | 256,200 |
| | LUND TOWN OF | 174,800 |
| | MILLERVILLE TOWN OF | 85,000 |
| | MILTONA CITY OF | 36,700 |
| | MILTONA TOWN OF | 205,000 |
| | MOE TOWN OF | 83,800 |
| | NELSON CITY OF | 55,100 |
| | ORANGE TOWN OF | 51,800 |
| | OSAKIS CITY OF | 646,200 |
| | OSAKIS TOWN OF | 128,400 |
| | SOLEM TOWN OF | 23,700 |
| | SPRUCE HILL TOWN OF | 92,300 |
| | URNESS TOWN OF | 66,200 |
| DOUGLAS TOTAL | | 5,250,200 |
| FARIBAULT | BARBER TOWN OF | 29,000 |
| | BLUE EARTH CITY OF | 216,700 |
| | BLUE EARTH TOWN OF | 39,900 |
| | BRICELYN CITY OF | 11,500 |
| | CLARK TOWN OF | 9,500 |
| | DELAVAN CITY OF | 15,000 |
| | DELAVAN TOWN OF | 20,300 |
| | DUNBAR TOWN OF | 53,100 |
| | EASTON CITY OF | 4,500 |

| COUNTY | CITY OR TOWN | EXCLUDED VALUE |
|------------------------|--------------------------|-----------------------|
| | ELMORE CITY OF | 7,800 |
| | EMERALD TOWN OF | 9,700 |
| | FOSTER TOWN OF | 25,000 |
| | FROST CITY OF | 1,900 |
| | JO DAVIESS TOWN OF | 11,900 |
| | KIESTER CITY OF | 1,700 |
| | KIESTER TOWN OF | 24,200 |
| | LURA TOWN OF | 32,500 |
| | MINN LAKE TOWN OF | 24,200 |
| | MINNESOTA LAKE CITY OF | 13,300 |
| | PILOT GROVE TOWN OF | 54,400 |
| | PRESCOTT TOWN OF | 46,800 |
| | ROME TOWN OF | 74,100 |
| | SEELY TOWN OF | 12,000 |
| | VERONA TOWN OF | 6,600 |
| | WALNUT LAKE TOWN OF | 83,600 |
| | WELLS CITY OF | 235,800 |
| | WINNEBAGO CITY OF | 27,000 |
| | WINNEBAGO TOWN OF | 34,100 |
| FARIBAULT TOTAL | | 1,126,100 |
| FILLMORE | AMHERST TOWN OF | 219,200 |
| | ARENDAHL TOWN OF | 220,300 |
| | BEAVER TOWN OF | 145,300 |
| | BLOOMFIELD TOWN OF | 145,500 |
| | BRISTOL TOWN OF | 147,700 |
| | CANTON CITY OF | 89,100 |
| | CANTON TOWN OF | 162,500 |
| | CARIMONA TOWN OF | 95,800 |
| | CARROLTON TOWN OF | 176,700 |
| | CHATFIELD CITY OF | 286,800 |
| | CHATFIELD TOWN OF | 76,300 |
| | FILLMORE TOWN OF | 317,800 |
| | FORESTVILLE TOWN OF | 237,800 |
| | FOUNTAIN CITY OF | 206,200 |
| | FOUNTAIN TOWN OF | 206,500 |
| | HARMONY CITY OF | 201,800 |
| | HARMONY TOWN OF | 208,000 |
| | HOLT TOWN OF | 204,700 |
| | JORDON TOWN OF | 123,900 |
| | LANESBORO CITY OF | 212,700 |
| | MABEL CITY OF | 57,700 |
| | NEWBURG TOWN OF | 260,900 |
| | NORWAY TOWN OF | 222,500 |
| | OSTRANDER CITY OF | 43,500 |
| | PETERSON CITY OF | 127,800 |
| | PILOT MOUND TOWN OF | 114,000 |
| | PREBLE TOWN OF | 56,900 |
| | PRESTON CITY OF | 377,400 |
| | PRESTON TOWN OF | 173,800 |
| | RUSHFORD CITY OF | 762,800 |
| | RUSHFORD VILLAGE CITY OF | 218,000 |
| | SPRING VALLEY CITY OF | 374,000 |
| | SPRING VALLEY TOWN OF | 179,200 |
| | SUMNER TOWN OF | 104,700 |

| COUNTY | CITY OR TOWN | EXCLUDED VALUE |
|-----------------------|-----------------------|-----------------------|
| | WHALAN CITY OF | 16,200 |
| | WYKOFF CITY OF | 170,900 |
| | YORK TOWN OF | 272,500 |
| FILLMORE TOTAL | | 7,217,400 |
| FREEBORN | ALBERT LEA CITY OF | 2,788,000 |
| | ALBERT LEA TOWN OF | 353,300 |
| | ALDEN CITY OF | 220,300 |
| | ALDEN TOWN OF | 48,300 |
| | BANCROFT TOWN OF | 182,400 |
| | BATH TOWN OF | 52,200 |
| | CARLSTON TOWN OF | 7,000 |
| | CLARKS GROVE CITY OF | 119,500 |
| | CONGER CITY OF | 37,100 |
| | EMMONS CITY OF | 128,000 |
| | FREEBORN CITY OF | 37,700 |
| | FREEBORN TOWN OF | 48,200 |
| | FREEMAN TOWN OF | 50,300 |
| | GENEVA CITY OF | 26,200 |
| | GENEVA TOWN OF | 5,500 |
| | GLENVILLE CITY OF | 268,500 |
| | HARTLAND CITY OF | 66,800 |
| | HARTLAND TOWN OF | 109,000 |
| | HAYWARD CITY OF | 35,000 |
| | HAYWARD TOWN OF | 74,300 |
| | HOLLANDALE CITY OF | 112,700 |
| | LONDON TOWN OF | 69,900 |
| | MANCHESTER CITY OF | 5,700 |
| | MANCHESTER TOWN OF | 217,900 |
| | MANSFIELD TOWN OF | 32,800 |
| | MOSCOW TOWN OF | 50,900 |
| | NEWRY TOWN OF | 143,800 |
| | NUNDA TOWN OF | 58,100 |
| | OAKLAND TOWN OF | 1,200 |
| | PICKEREL LAKE TOWN OF | 139,700 |
| | SHELL ROCK TOWN OF | 111,300 |
| | TWIN LAKES CITY OF | 3,400 |
| FREEBORN TOTAL | | 5,605,000 |
| GOODHUE | BELLE CREEK TOWN OF | 187,500 |
| | BELLECHESTER CITY OF | 28,200 |
| | BELVIDERE TOWN OF | 312,100 |
| | CANNON FALLS CITY OF | 658,800 |
| | CANNON FALLS TOWN OF | 273,700 |
| | CHERRY GROVE TOWN OF | 246,700 |
| | DENNISON CITY OF | 114,100 |
| | FEATHERSTONE TOWN OF | 271,700 |
| | FLORENCE TOWN OF | 717,600 |
| | GOODHUE CITY OF | 326,200 |
| | GOODHUE TOWN OF | 245,700 |
| | HAY CREEK TOWN OF | 372,200 |
| | HOLDEN TOWN OF | 330,200 |
| | KENYON CITY OF | 727,200 |
| | KENYON TOWN OF | 264,500 |
| | LAKE CITY CITY OF | 53,000 |

| COUNTY | CITY OR TOWN | EXCLUDED VALUE |
|----------------------|-------------------------|-----------------------|
| | LEON TOWN OF | 789,000 |
| | MINNEOLA TOWN OF | 358,800 |
| | PINE ISLAND CITY OF | 589,200 |
| | PINE ISLAND TOWN OF | 519,800 |
| | RED WING CITY OF | 5,178,100 |
| | ROSCOE TOWN OF | 415,900 |
| | STANTON TOWN OF | 475,700 |
| | VASA TOWN OF | 474,500 |
| | WACOUTA TOWN OF | 155,800 |
| | WANAMINGO CITY OF | 210,800 |
| | WANAMINGO TOWN OF | 449,100 |
| | WARSAW TOWN OF | 367,900 |
| | WELCH TOWN OF | 248,600 |
| | ZUMBROTA CITY OF | 963,800 |
| | ZUMBROTA TOWN OF | 332,400 |
| GOODHUE TOTAL | | 16,658,800 |
| GRANT | ASHBY CITY OF | 292,000 |
| | BARRETT CITY OF | 123,500 |
| | DELAWARE TOWN OF | 47,300 |
| | ELBOW LAKE CITY OF | 465,600 |
| | ELBOW LAKE TOWN OF | 63,100 |
| | ELK LAKE TOWN OF | 297,000 |
| | ERDAHL TOWN OF | 163,300 |
| | HERMAN CITY OF | 120,900 |
| | HOFFMAN CITY OF | 130,300 |
| | LAND TOWN OF | 77,300 |
| | LAWRENCE TOWN OF | 22,300 |
| | LIEN TOWN OF | 39,200 |
| | LOGAN TOWN OF | 141,000 |
| | MACSVILLE TOWN OF | 41,900 |
| | NORCROSS CITY OF | 19,100 |
| | NORTH OTTAWA TOWN OF | 27,300 |
| | PELICAN LAKE TOWN OF | 160,700 |
| | POMME DE TERRE TOWN OF | 58,200 |
| | ROSEVILLE TOWN OF | 9,800 |
| | SANFORD TOWN OF | 223,000 |
| | STONY BROOK TOWN OF | 196,300 |
| | WENDELL CITY OF | 189,800 |
| GRANT TOTAL | | 2,908,900 |
| HENNEPIN | BLOOMINGTON CITY OF | 2,950,100 |
| | BROOKLYN CENTER CITY OF | 1,265,800 |
| | BROOKLYN PARK CITY OF | 1,099,300 |
| | CHAMPLIN CITY OF | 332,700 |
| | CORCORAN CITY OF | 618,500 |
| | CRYSTAL CITY OF | 1,485,300 |
| | DAYTON CITY OF | 169,600 |
| | DEEPHAVEN CITY OF | 3,536,300 |
| | EDEN PRAIRIE CITY OF | 226,900 |
| | EDINA CITY OF | 7,654,500 |
| | EXCELSIOR CITY OF | 1,476,800 |
| | GOLDEN VALLEY CITY OF | 2,627,500 |
| | GREENFIELD CITY OF | 359,200 |
| | GREENWOOD CITY OF | 552,800 |

| COUNTY | CITY OR TOWN | EXCLUDED VALUE |
|-----------------------|-----------------------------|-----------------------|
| | HASSAN TOWN OF | 106,900 |
| | HOPKINS CITY OF | 2,093,300 |
| | INDEPENDENCE CITY OF | 713,600 |
| | LONG LAKE CITY OF | 52,900 |
| | LORETTO CITY OF | 40,100 |
| | MAPLE GROVE CITY OF | 440,800 |
| | MAPLE PLAIN CITY OF | 254,900 |
| | MEDICINE LAKE CITY OF | 57,700 |
| | MEDINA CITY OF | 287,700 |
| | MINNEAPOLIS CITY OF | 120,003,275 |
| | MINNETONKA BEACH CITY OF | 317,800 |
| | MINNETONKA CITY OF | 7,498,300 |
| | MINNETRISTA CITY OF | 831,400 |
| | MOUND CITY OF | 2,445,000 |
| | NEW HOPE CITY OF | 255,000 |
| | ORONO CITY OF | 1,735,800 |
| | OSSEO CITY OF | 142,900 |
| | PLYMOUTH CITY OF | 1,950,600 |
| | RICHFIELD CITY OF | 4,439,900 |
| | ROBBINSDALE CITY OF | 903,200 |
| | ROGERS CITY OF | 3,000 |
| | SHOREWOOD CITY OF | 1,743,300 |
| | SPRING PARK CITY OF | 240,900 |
| | ST ANTHONY CITY OF | 469,300 |
| | ST BONIFACIUS CITY OF | 87,800 |
| | ST LOUIS PARK CITY OF | 8,643,800 |
| | TONKA BAY CITY OF | 540,400 |
| | WAYZATA CITY OF | 1,922,300 |
| | WOODLAND CITY OF | 305,000 |
| HENNEPIN TOTAL | | 182,882,175 |
| HOUSTON | BLACK HAMMER TOWN OF | 448,900 |
| | BROWNSVILLE CITY OF | 517,500 |
| | BROWNSVILLE TOWN OF | 141,000 |
| | CALEDONIA CITY OF | 1,452,900 |
| | CALEDONIA TOWN OF | 480,500 |
| | CROOKED CREEK TOWN OF | 194,800 |
| | EITZEN CITY OF | 86,100 |
| | HOKAH CITY OF | 518,100 |
| | HOKAH TOWN OF | 279,400 |
| | HOUSTON CITY OF | 251,500 |
| | HOUSTON TOWN OF | 309,700 |
| | JEFFERSON TOWN OF | 106,800 |
| | LACRESCENT CITY OF | 1,006,800 |
| | LACRESCENT TOWN OF | 441,000 |
| | MAYVILLE TOWN OF | 88,000 |
| | MONEY CREEK TOWN OF | 529,000 |
| | MOUND PRAIRIE TOWN OF | 261,200 |
| | SHELDON TOWN OF | 276,500 |
| | SPRING GROVE CITY OF | 763,000 |
| | SPRING GROVE TOWN OF | 407,600 |
| | UNION TOWN OF | 200,500 |
| | WILMINGTON TOWN OF | 519,300 |
| | WINNEBAGO TOWN OF | 234,400 |
| | YUCATAN TOWN OF | 500,900 |

| COUNTY | CITY OR TOWN | EXCLUDED VALUE |
|----------------------|------------------------|-----------------------|
| HOUSTON TOTAL | | 10,015,400 |
| HUBBARD | ARAGO TOWN OF | 37,700 |
| | BADOURA TOWN OF | 9,800 |
| | CLOVER TOWN OF | 26,600 |
| | CROW WING LAKE TOWN OF | 36,200 |
| | FARDEN TOWN OF | 58,400 |
| | FERN TOWN OF | 26,400 |
| | GUTHRIE TOWN OF | 13,900 |
| | HART LAKE TOWN OF | 79,700 |
| | HELGA TOWN OF | 62,600 |
| | HENRIETTA TOWN OF | 141,700 |
| | HUBBARD TOWN OF | 75,600 |
| | LAKE EMMA TOWN OF | 29,500 |
| | LAKE GEORGE TOWN OF | 13,200 |
| | LAKE HATTIE TOWN OF | 50,000 |
| | LAKEPORT TOWN OF | 2,800 |
| | LAPORTE CITY OF | 13,100 |
| | MANTRAP TOWN OF | 25,000 |
| | NEVIS CITY OF | 23,100 |
| | NEVIS TOWN OF | 50,000 |
| | PARK RAPIDS CITY OF | 396,500 |
| | STRAIGHT RIVER TOWN OF | 19,500 |
| | TODD TOWN OF | 50,000 |
| HUBBARD TOTAL | | 1,241,300 |
| ISANTI | ATHENS TOWN OF | 135,000 |
| | BRADFORD TOWN OF | 305,600 |
| | BRAHAM CITY OF | 187,400 |
| | CAMBRIDGE CITY OF | 276,900 |
| | CAMBRIDGE TOWN OF | 676,300 |
| | DALBO TOWN OF | 212,900 |
| | ISANTI CITY OF | 249,200 |
| | ISANTI TOWN OF | 393,600 |
| | MAPLE RIDGE TOWN OF | 214,400 |
| | NORTH BRANCH TOWN OF | 554,300 |
| | OXFORD TOWN OF | 168,200 |
| | SPENCER BROOK TOWN OF | 232,500 |
| | SPRING VALE TOWN OF | 216,700 |
| | STANCHFIELD TOWN OF | 214,400 |
| | STANFORD TOWN OF | 399,700 |
| | WYANETT TOWN OF | 423,800 |
| ISANTI TOTAL | | 4,860,900 |
| ITASCA | ARBO TOWN OF | 16,400 |
| | BALSAM TOWN OF | 4,700 |
| | BEARVILLE TOWN OF | 1,900 |
| | BOVEY CITY OF | 58,900 |
| | BOWSTRING TOWN OF | 33,800 |
| | COHASSET CITY OF | 60,000 |
| | COLERAINE CITY OF | 121,900 |
| | DEER RIVER CITY OF | 2,500 |
| | DEER RIVER TOWN OF | 11,000 |
| | GRAND RAPIDS CITY OF | 199,300 |
| | GRAND RAPIDS TOWN OF | 80,100 |

| COUNTY | CITY OR TOWN | EXCLUDED VALUE |
|----------------------|-------------------------|-----------------------|
| | GREENWAY TOWN OF | 4,400 |
| | HARRIS TOWN OF | 68,200 |
| | IRON RANGE TOWN OF | 3,300 |
| | KEEWATIN CITY OF | 18,100 |
| | NASHWAUK CITY OF | 46,400 |
| | NASHWAUK TOWN OF | 14,300 |
| | NORE TOWN OF | 3,300 |
| | OTENEAGEN TOWN OF | 20,700 |
| | SAGO TOWN OF | 27,300 |
| | SAND LAKE TOWN OF | 17,100 |
| | SPANG TOWN OF | 6,800 |
| | STOKES TOWN OF | 17,000 |
| | TACONITE CITY OF | 18,800 |
| | TROUT LAKE TOWN OF | 13,300 |
| | UNORG 143-25 | 45,400 |
| | UNORG 146-27 | 2,100 |
| | UNORG 147-27 | 50,000 |
| | UNORG 54-26 | 54,100 |
| | UNORG 55-23 | 11,500 |
| | UNORG 55-27 | 50,000 |
| | UNORG 56-26 | 18,200 |
| | UNORG 58-27 | 32,100 |
| | UNORG 59-22 | 25,000 |
| | UNORG 62-25 | 21,600 |
| | WAWINA TOWN OF | 44,800 |
| ITASCA TOTAL | | 1,224,300 |
| JACKSON | | |
| | ALBA TOWN OF | 13,900 |
| | ALPHA CITY OF | 2,000 |
| | BELMONT TOWN OF | 48,500 |
| | CHRISTIANIA TOWN OF | 71,700 |
| | DELAFIELD TOWN OF | 51,100 |
| | DES MOINES TOWN OF | 56,100 |
| | EWINGTON TOWN OF | 47,400 |
| | HERON LAKE CITY OF | 68,100 |
| | HERON LAKE TOWN OF | 288,200 |
| | HUNTER TOWN OF | 14,500 |
| | JACKSON CITY OF | 129,300 |
| | KIMBALL TOWN OF | 54,200 |
| | LACROSSE TOWN OF | 18,800 |
| | LAKEFIELD CITY OF | 641,000 |
| | MIDDLETOWN TOWN OF | 86,400 |
| | OKABENA CITY OF | 7,600 |
| | PETERSBURG TOWN OF | 24,600 |
| | ROST TOWN OF | 12,600 |
| | ROUND LAKE TOWN OF | 34,200 |
| | SIOUX VALLEY TOWN OF | 10,100 |
| | WEIMER TOWN OF | 60,700 |
| | WEST HERON LAKE TOWN OF | 66,400 |
| | WISCONSIN TOWN OF | 41,300 |
| JACKSON TOTAL | | 1,848,700 |
| KANABEC | | |
| | ANN LAKE TOWN OF | 58,600 |
| | ARTHUR TOWN OF | 127,300 |
| | BRUNSWICK TOWN OF | 208,900 |

| COUNTY | CITY OR TOWN | EXCLUDED VALUE |
|------------------------|---------------------------|-----------------------|
| | COMFORT TOWN OF | 118,500 |
| | FORD TOWN OF | 11,100 |
| | GRASS LAKE TOWN OF | 96,400 |
| | KANABEC TOWN OF | 66,000 |
| | KNIFE LAKE TOWN OF | 109,000 |
| | MORA CITY OF | 391,500 |
| | PEACE TOWN OF | 32,600 |
| | QUAMBA CITY OF | 14,200 |
| | SOUTHFORK TOWN OF | 32,500 |
| | WHITED TOWN OF | 107,400 |
| KANABEC TOTAL | | 1,374,000 |
| KANDIYOHI | ARCTANDER TOWN OF | 169,100 |
| | ATWATER CITY OF | 422,600 |
| | BLOMKEST CITY OF | 20,100 |
| | BURBANK TOWN OF | 120,700 |
| | COLFAX TOWN OF | 165,900 |
| | DOVRE TOWN OF | 237,800 |
| | EAST LAKE LILLIAN TOWN OF | 96,300 |
| | EDWARDS TOWN OF | 210,400 |
| | FAHLUN TOWN OF | 67,900 |
| | GENNESSEE TOWN OF | 71,200 |
| | GREEN LAKE TOWN OF | 289,200 |
| | HARRISON TOWN OF | 282,900 |
| | HOLLAND TOWN OF | 277,300 |
| | IRVING TOWN OF | 193,400 |
| | KANDIYOHI CITY OF | 81,500 |
| | KANDIYOHI TOWN OF | 110,400 |
| | LAKE ANDREW TOWN OF | 122,200 |
| | LAKE ELIZABETH TOWN OF | 30,200 |
| | LAKE LILLIAN CITY OF | 51,800 |
| | LAKE LILLIAN TOWN OF | 85,800 |
| | MAMRE TOWN OF | 247,500 |
| | NEW LONDON CITY OF | 546,400 |
| | NEW LONDON TOWN OF | 385,800 |
| | NORWAY LAKE TOWN OF | 118,600 |
| | PENNOCK CITY OF | 60,400 |
| | PRINSBURG CITY OF | 90,300 |
| | RAYMOND CITY OF | 220,800 |
| | ROSELAND TOWN OF | 381,500 |
| | ROSEVILLE TOWN OF | 148,100 |
| | SPICER CITY OF | 310,800 |
| | ST JOHNS TOWN OF | 211,900 |
| | SUNBURG CITY OF | 18,500 |
| | WHITEFIELD TOWN OF | 328,200 |
| | WILLMAR CITY OF | 1,344,600 |
| | WILLMAR TOWN OF | 76,200 |
| KANDIYOHI TOTAL | | 7,596,300 |
| KITTSOON | ARVESON TOWN OF | 3,600 |
| | CLOW TOWN OF | 24,300 |
| | DAVIS TOWN OF | 18,800 |
| | DEERWOOD TOWN OF | 4,100 |
| | GRANVILLE TOWN OF | 24,000 |
| | HALLOCK CITY OF | 206,900 |

| COUNTY | CITY OR TOWN | EXCLUDED VALUE |
|----------------------------|-------------------------|-----------------------|
| | HALLOCK TOWN OF | 63,000 |
| | HAZELTON TOWN OF | 1,700 |
| | HUMBOLDT CITY OF | 4,000 |
| | JUPITER TOWN OF | 14,400 |
| | KARLSTAD CITY OF | 51,600 |
| | KENNEDY CITY OF | 11,600 |
| | LAKE BRONSON CITY OF | 8,300 |
| | LANCASTER CITY OF | 77,700 |
| | MCKINLEY TOWN OF | 4,600 |
| | NORWAY TOWN OF | 12,400 |
| | PERCY TOWN OF | 23,300 |
| | POPPLETON TOWN OF | 9,300 |
| | SKANE TOWN OF | 12,600 |
| | SOUTH RED RIVER TOWN OF | 7,400 |
| | ST VINCENT CITY OF | 7,200 |
| | ST VINCENT TOWN OF | 2,100 |
| | SVEA TOWN OF | 39,100 |
| | TEGNER TOWN OF | 4,800 |
| | THOMPSON TOWN OF | 26,600 |
| KITTSOON TOTAL | | 663,400 |
| KOOCHICHING | INTL FALLS CITY OF | 12,600 |
| | LITTLEFORK CITY OF | 13,400 |
| | UNORG #0098 | 17,800 |
| KOOCHICHING TOTAL | | 43,800 |
| LAC QUI PARLE | AGASSIZ TOWN OF | 23,100 |
| | ARENA TOWN OF | 23,800 |
| | AUGUSTA TOWN OF | 35,300 |
| | BAXTER TOWN OF | 69,500 |
| | BELLINGHAM CITY OF | 5,700 |
| | BOYD CITY OF | 36,000 |
| | CAMP RELEASE TOWN OF | 143,600 |
| | CERRO GORDO TOWN OF | 26,400 |
| | DAWSON CITY OF | 465,800 |
| | FREELAND TOWN OF | 5,300 |
| | GARFIELD TOWN OF | 64,100 |
| | HAMLIN TOWN OF | 124,700 |
| | HANTHO TOWN OF | 30,900 |
| | LAC QUI PARLE TOWN OF | 75,800 |
| | LAKE SHORE TOWN OF | 103,600 |
| | MADISON CITY OF | 246,300 |
| | MADISON TOWN OF | 72,100 |
| | MARIETTA CITY OF | 17,000 |
| | MAXWELL TOWN OF | 70,400 |
| | MEHURIN TOWN OF | 23,400 |
| | NASSAU CITY OF | 5,100 |
| | PERRY TOWN OF | 16,100 |
| | PROVIDENCE TOWN OF | 56,900 |
| | RIVERSIDE TOWN OF | 148,200 |
| | TEN MILE LAKE TOWN OF | 89,300 |
| | WALTER TOWN OF | 41,100 |
| | YELLOW BANK TOWN OF | 58,300 |
| LAC QUI PARLE TOTAL | | 2,077,800 |

| COUNTY | CITY OR TOWN | EXCLUDED VALUE |
|-----------------------|----------------------|-----------------------|
| LAKE | CRYSTAL BAY TOWN OF | 14,600 |
| | FALL LAKE TOWN OF | 12,700 |
| | SILVER BAY CITY OF | 9,400 |
| | SILVER CREEK TOWN OF | 78,300 |
| | TWO HARBORS CITY OF | 510,150 |
| | UNORG #2 | 76,500 |
| LAKE TOTAL | | 701,650 |
| LE SUEUR | CLEVELAND CITY OF | 8,400 |
| | CLEVELAND TOWN OF | 217,700 |
| | CORDOVA TOWN OF | 31,800 |
| | DERRYNANE TOWN OF | 130,900 |
| | ELYSIAN CITY OF | 131,500 |
| | ELYSIAN TOWN OF | 192,100 |
| | HEIDELBERG CITY OF | 8,000 |
| | KASOTA CITY OF | 413,300 |
| | KASOTA TOWN OF | 316,100 |
| | KILKENNY CITY OF | 21,100 |
| | KILKENNY TOWN OF | 160,800 |
| | LANESBURGH TOWN OF | 275,400 |
| | LECENTER CITY OF | 167,300 |
| | LESUEUR CITY OF | 598,400 |
| | LEXINGTON TOWN OF | 67,000 |
| | MONTGOMERY CITY OF | 367,600 |
| | MONTGOMERY TOWN OF | 48,100 |
| | NEW PRAGUE CITY OF | 246,300 |
| | OTTAWA TOWN OF | 127,200 |
| | SHARON TOWN OF | 325,000 |
| TYRONE TOWN OF | 55,800 | |
| WASHINGTON TOWN OF | 56,800 | |
| WATERVILLE CITY OF | 617,700 | |
| WATERVILLE TOWN OF | 208,600 | |
| LE SUEUR TOTAL | | 4,792,900 |
| LINCOLN | ALTA VISTA TOWN OF | 114,400 |
| | ARCO CITY OF | 33,100 |
| | ASH LAKE TOWN OF | 138,100 |
| | DIAMOND LAKE TOWN OF | 422,200 |
| | DRAMMEN TOWN OF | 170,500 |
| | HANSONVILLE TOWN OF | 7,700 |
| | HENDRICKS CITY OF | 293,700 |
| | HENDRICKS TOWN OF | 78,700 |
| | HOPE TOWN OF | 465,600 |
| | IVANHOE CITY OF | 377,200 |
| | LAKE BENTON CITY OF | 721,500 |
| | LAKE BENTON TOWN OF | 93,100 |
| | LAKE STAY TOWN OF | 29,900 |
| | LIMESTONE TOWN OF | 36,700 |
| | MARBLE TOWN OF | 143,700 |
| | MARSHFIELD TOWN OF | 340,700 |
| | ROYAL TOWN OF | 184,200 |
| | SHAOKATAN TOWN OF | 93,700 |
| | TYLER CITY OF | 540,600 |
| | VERDI TOWN OF | 158,900 |
| LINCOLN TOTAL | | 4,444,200 |

| COUNTY | CITY OR TOWN | EXCLUDED VALUE |
|-----------------------|-----------------------|-----------------------|
| LYON | AMIRET TOWN OF | 132,200 |
| | BALATON CITY OF | 510,700 |
| | CLIFTON TOWN OF | 88,500 |
| | COON CREEK TOWN OF | 170,600 |
| | COTTONWOOD CITY OF | 637,800 |
| | CUSTER TOWN OF | 149,700 |
| | EIDSVOLD TOWN OF | 186,100 |
| | FAIRVIEW TOWN OF | 160,500 |
| | FLORENCE CITY OF | 19,200 |
| | GARVIN CITY OF | 77,900 |
| | GHENT CITY OF | 187,400 |
| | GRANDVIEW TOWN OF | 103,600 |
| | ISLAND LAKE TOWN OF | 105,700 |
| | LAKE MARSHALL TOWN OF | 196,700 |
| | LUCAS TOWN OF | 390,800 |
| | LYND CITY OF | 228,900 |
| | LYND TOWN OF | 383,000 |
| | LYONS TOWN OF | 97,200 |
| | MARSHALL CITY OF | 1,550,700 |
| | MINNEOTA CITY OF | 851,400 |
| | MONROE TOWN OF | 216,300 |
| | NORLAND TOWN OF | 93,300 |
| | ROCK LAKE TOWN OF | 176,100 |
| | RUSSELL CITY OF | 342,500 |
| | SHELBURNE TOWN OF | 95,400 |
| | SODUS TOWN OF | 62,700 |
| STANLEY TOWN OF | 110,100 | |
| TAUNTON CITY OF | 106,900 | |
| TRACY CITY OF | 906,300 | |
| VALLERS TOWN OF | 56,400 | |
| WESTERHEIM TOWN OF | 84,400 | |
| LYON TOTAL | | 8,479,000 |
| MAHNOMEN | BEAULIEU TOWN OF | 22,900 |
| | CHIEF TOWN OF | 45,900 |
| | HEIER TOWN OF | 2,900 |
| | LAGARDE TOWN OF | 20,200 |
| | LAKE GROVE TOWN OF | 9,200 |
| | MAHNOMEN CITY OF | 4,800 |
| | MARSH CREEK TOWN OF | 50,000 |
| | OAKLAND TOWN OF | 1,000 |
| | PEMBINA TOWN OF | 64,300 |
| | ROSEDALE TOWN OF | 37,200 |
| WAUBUN CITY OF | 27,000 | |
| MAHNOMEN TOTAL | | 285,400 |
| MARSHALL | AGDAR TOWN OF | 17,700 |
| | ALMA TOWN OF | 38,300 |
| | ALVARADO CITY OF | 12,900 |
| | ARGYLE CITY OF | 235,200 |
| | AUGSBURG TOWN OF | 18,900 |
| | BIG WOODS TOWN OF | 31,000 |
| | BLOOMER TOWN OF | 63,100 |
| CEDAR TOWN OF | 21,500 | |

| COUNTY | CITY OR TOWN | EXCLUDED VALUE |
|-----------------------|--------------------------|-----------------------|
| | COMO TOWN OF | 2,200 |
| | COMSTOCK TOWN OF | 18,500 |
| | EAST VALLEY TOWN OF | 900 |
| | EXCEL TOWN OF | 56,100 |
| | FOLDAHL TOWN OF | 28,100 |
| | GRYGLA CITY OF | 3,100 |
| | HOLT CITY OF | 37,600 |
| | HOLT TOWN OF | 50,600 |
| | HUNTLY TOWN OF | 17,100 |
| | LINCOLN TOWN OF | 26,400 |
| | MARSH GROVE TOWN OF | 14,600 |
| | MCCREA TOWN OF | 47,200 |
| | MIDDLE RIVER CITY OF | 82,000 |
| | MIDDLE RIVER TOWN OF | 25,400 |
| | NELSON PARK TOWN OF | 2,300 |
| | NEW FOLDEN TOWN OF | 47,800 |
| | NEW MAINE TOWN OF | 13,300 |
| | NEW SOLUM TOWN OF | 23,100 |
| | NEWFOLDEN CITY OF | 128,300 |
| | OAK PARK TOWN OF | 48,200 |
| | OSLO CITY OF | 25,700 |
| | SPRUCE VALLEY TOWN OF | 55,500 |
| | STEPHEN CITY OF | 43,800 |
| | STRANDQUIST CITY OF | 35,200 |
| | VEGA TOWN OF | 151,900 |
| | VIKING CITY OF | 13,100 |
| | WANGER TOWN OF | 58,800 |
| | WARREN CITY OF | 503,500 |
| | WEST VALLEY TOWN OF | 40,900 |
| | WHITEFORD TOWN OF | 5,100 |
| | WRIGHT TOWN OF | 9,700 |
| MARSHALL TOTAL | | 2,054,600 |
| MARTIN | | |
| | CEDAR TOWN OF | 10,800 |
| | CEYLON CITY OF | 48,600 |
| | DUNNELL CITY OF | 13,700 |
| | EAST CHAIN TOWN OF | 208,900 |
| | FAIRMONT CITY OF | 1,264,600 |
| | FAIRMONT TOWN OF | 10,000 |
| | GALENA TOWN OF | 31,400 |
| | GRANADA CITY OF | 19,500 |
| | JAY TOWN OF | 4,500 |
| | LAKE BELT TOWN OF | 6,700 |
| | LAKE FREMONT TOWN OF | 10,600 |
| | MANYASKA TOWN OF | 33,000 |
| | NASHVILLE TOWN OF | 7,400 |
| | NORTHROP CITY OF | 16,000 |
| | PLEASANT PRAIRIE TOWN OF | 76,400 |
| | RUTLAND TOWN OF | 42,800 |
| | SHERBURN CITY OF | 208,500 |
| | SILVER LAKE TOWN OF | 25,400 |
| | TRIMONT CITY OF | 193,600 |
| | TRUMAN CITY OF | 136,300 |
| | WELCOME CITY OF | 160,000 |
| | WESTFORD TOWN OF | 29,200 |

| COUNTY | CITY OR TOWN | EXCLUDED VALUE |
|---------------------|------------------------|-----------------------|
| MARTIN TOTAL | | 2,557,900 |
| MCLEOD | ACOMA TOWN OF | 269,000 |
| | BERGEN TOWN OF | 355,600 |
| | BISCAY CITY OF | 115,600 |
| | BROWNTON CITY OF | 350,200 |
| | COLLINS TOWN OF | 154,000 |
| | GLENCOE CITY OF | 989,500 |
| | GLENCOE TOWN OF | 253,600 |
| | HALE TOWN OF | 164,800 |
| | HASSAN VALLEY TOWN OF | 103,200 |
| | HELEN TOWN OF | 183,400 |
| | HUTCHINSON CITY OF | 1,893,500 |
| | HUTCHINSON TOWN OF | 171,800 |
| | LESTER PRAIRIE CITY OF | 379,000 |
| | LYNN TOWN OF | 299,200 |
| | PENN TOWN OF | 143,500 |
| | PLATO CITY OF | 137,200 |
| | RICH VALLEY TOWN OF | 282,800 |
| | ROUND GROVE TOWN OF | 67,700 |
| | SILVER LAKE CITY OF | 378,900 |
| | STEWART CITY OF | 257,000 |
| | SUMTER TOWN OF | 259,800 |
| | WINSTED CITY OF | 388,800 |
| | WINSTED TOWN OF | 196,400 |
| MCLEOD TOTAL | | 7,794,500 |
| MEEKER | ACTON TOWN OF | 37,900 |
| | CEDAR MILLS CITY OF | 3,000 |
| | CEDAR MILLS TOWN OF | 111,400 |
| | COLLINWOOD TOWN OF | 147,700 |
| | COSMOS CITY OF | 65,300 |
| | DANIELSON TOWN OF | 42,100 |
| | DARWIN CITY OF | 24,300 |
| | DARWIN TOWN OF | 34,300 |
| | DASSEL CITY OF | 168,000 |
| | DASSEL TOWN OF | 204,900 |
| | EDEN VALLEY CITY OF | 114,100 |
| | ELLSWORTH TOWN OF | 151,300 |
| | FOREST CITY TOWN OF | 238,200 |
| | FOREST PRAIRIE TOWN OF | 174,500 |
| | GREENLEAF TOWN OF | 179,900 |
| | GROVE CITY CITY OF | 75,200 |
| | HARVEY TOWN OF | 46,300 |
| | KINGSTON CITY OF | 5,400 |
| | KINGSTON TOWN OF | 445,900 |
| | LITCHFIELD CITY OF | 1,484,900 |
| | LITCHFIELD TOWN OF | 100,700 |
| | MANANNAH TOWN OF | 115,200 |
| | SWEDE GROVE TOWN OF | 28,300 |
| | UNION GROVE TOWN OF | 103,200 |
| | WATKINS CITY OF | 136,400 |
| MEEKER TOTAL | | 4,238,400 |
| MILLE LACS | BOCK CITY OF | 3,300 |

| COUNTY | CITY OR TOWN | EXCLUDED VALUE |
|-------------------------|-----------------------|-----------------------|
| | BOGUS BROOK TOWN OF | 215,100 |
| | BORGHOLM TOWN OF | 215,300 |
| | BRADBURY TOWN OF | 22,400 |
| | DAILEY TOWN OF | 33,200 |
| | EAST SIDE TOWN OF | 36,600 |
| | FORESTON CITY OF | 113,800 |
| | GREENBUSH TOWN OF | 185,600 |
| | HAYLAND TOWN OF | 59,900 |
| | ISLE CITY OF | 87,100 |
| | ISLE HARBOR TOWN OF | 42,600 |
| | KATHIO TOWN OF | 25,600 |
| | MILACA CITY OF | 235,600 |
| | MILACA TOWN OF | 57,500 |
| | MILO TOWN OF | 143,700 |
| | MUDGETT TOWN OF | 50,000 |
| | ONAMIA CITY OF | 20,600 |
| | ONAMIA TOWN OF | 27,600 |
| | PAGE TOWN OF | 64,100 |
| | PEASE CITY OF | 12,200 |
| | PRINCETON CITY OF | 88,700 |
| | PRINCETON TOWN OF | 301,800 |
| | SOUTH HARBOR TOWN OF | 213,400 |
| | WAHKON CITY OF | 76,700 |
| MILLE LACS TOTAL | | 2,332,400 |
| MORRISON | AGRAM TOWN OF | 197,300 |
| | BELLE PRAIRIE TOWN OF | 201,900 |
| | BELLEVUE TOWN OF | 468,400 |
| | BOWLUS CITY OF | 83,200 |
| | BUCKMAN CITY OF | 59,100 |
| | BUCKMAN TOWN OF | 269,000 |
| | BUH TOWN OF | 133,100 |
| | CULDRUM TOWN OF | 305,400 |
| | CUSHING TOWN OF | 295,200 |
| | DARLING TOWN OF | 109,000 |
| | ELMDALE CITY OF | 96,300 |
| | ELMDALE TOWN OF | 496,500 |
| | FLENSBURG CITY OF | 211,300 |
| | GENOLA CITY OF | 28,500 |
| | GRANITE TOWN OF | 242,200 |
| | GREEN PRAIRIE TOWN OF | 259,300 |
| | HARDING CITY OF | 27,300 |
| | HILLMAN CITY OF | 28,800 |
| | HILLMAN TOWN OF | 101,500 |
| | LAKIN TOWN OF | 344,100 |
| | LASTRUP CITY OF | 83,500 |
| | LEIGH TOWN OF | 98,900 |
| | LITTLE FALLS CITY OF | 1,986,400 |
| | LITTLE FALLS TOWN OF | 205,200 |
| | MORRILL TOWN OF | 214,300 |
| | MOTLEY CITY OF | 72,100 |
| | MOTLEY TOWN OF | 30,000 |
| | MT MORRIS TOWN OF | 24,500 |
| | PARKER TOWN OF | 270,900 |
| | PIERZ CITY OF | 283,100 |

| COUNTY | CITY OR TOWN | EXCLUDED VALUE |
|-----------------------|-------------------------|-----------------------|
| | PIERZ TOWN OF | 312,600 |
| | PIKE CREEK TOWN OF | 338,300 |
| | PLATTE TOWN OF | 31,200 |
| | PULASKI TOWN OF | 233,000 |
| | RANDALL CITY OF | 76,400 |
| | RICHARDSON TOWN OF | 255,700 |
| | RIPLEY TOWN OF | 447,500 |
| | ROHING TOWN OF | 94,200 |
| | ROYALTON CITY OF | 321,800 |
| | SCANDIA VALLEY TOWN OF | 216,000 |
| | SOBIESKI CITY OF | 53,300 |
| | SWAN RIVER TOWN OF | 402,400 |
| | SWANVILLE CITY OF | 253,200 |
| | SWANVILLE TOWN OF | 215,900 |
| | TWO RIVERS TOWN OF | 383,900 |
| | UPSALA CITY OF | 236,700 |
| MORRISON TOTAL | | 11,098,400 |
| MOWER | ADAMS CITY OF | 172,700 |
| | ADAMS TOWN OF | 200,800 |
| | AUSTIN CITY OF | 3,943,500 |
| | AUSTIN TOWN OF | 325,500 |
| | BENNINGTON TOWN OF | 53,700 |
| | BROWNSDALE CITY OF | 89,500 |
| | CLAYTON TOWN OF | 43,900 |
| | DEXTER CITY OF | 53,000 |
| | DEXTER TOWN OF | 44,300 |
| | ELKTON CITY OF | 17,300 |
| | FRANKFORD TOWN OF | 171,700 |
| | GRAND MEADOW CITY OF | 142,700 |
| | GRAND MEADOW TOWN OF | 212,100 |
| | LANSING TOWN OF | 583,500 |
| | LEROY CITY OF | 222,500 |
| | LEROY TOWN OF | 90,200 |
| | LODI TOWN OF | 94,500 |
| | LYLE CITY OF | 116,000 |
| | LYLE TOWN OF | 97,000 |
| | MAPLEVIEW CITY OF | 9,000 |
| | MARSHALL TOWN OF | 66,400 |
| | NEVADA TOWN OF | 150,800 |
| | PLEASANT VALLEY TOWN OF | 101,000 |
| | RACINE CITY OF | 46,500 |
| | RACINE TOWN OF | 109,100 |
| | RED ROCK TOWN OF | 580,800 |
| | ROSE CREEK CITY OF | 59,800 |
| | SARGEANT CITY OF | 26,100 |
| | SARGEANT TOWN OF | 36,200 |
| | TAOPI CITY OF | 6,200 |
| | UDOLPHO TOWN OF | 366,400 |
| | WALTHAM CITY OF | 38,200 |
| | WALTHAM TOWN OF | 107,500 |
| | WINDOM TOWN OF | 82,700 |
| MOWER TOTAL | | 8,461,100 |
| MURRAY | AVOCA CITY OF | 27,600 |

| COUNTY | CITY OR TOWN | EXCLUDED VALUE |
|-----------------------|--------------------------|-----------------------|
| | BELFAST TOWN OF | 148,700 |
| | BONDIN TOWN OF | 169,100 |
| | CAMERON TOWN OF | 61,900 |
| | CHANARAMBIE TOWN OF | 75,500 |
| | CHANDLER CITY OF | 36,500 |
| | CURRIE CITY OF | 86,200 |
| | DES MOINES RIVER TOWN OF | 125,100 |
| | DOVRAY TOWN OF | 104,600 |
| | ELLSBOROUGH TOWN OF | 61,000 |
| | FENTON TOWN OF | 14,100 |
| | FULDA CITY OF | 394,400 |
| | HADLEY CITY OF | 58,200 |
| | HOLLY TOWN OF | 93,800 |
| | IONA CITY OF | 68,500 |
| | IONA TOWN OF | 173,500 |
| | LAKE SARAH TOWN OF | 296,300 |
| | LAKE WILSON CITY OF | 57,100 |
| | LEEDS TOWN OF | 50,400 |
| | LIME LAKE TOWN OF | 93,100 |
| | LOWVILLE TOWN OF | 64,100 |
| | MASON TOWN OF | 85,900 |
| | MOULTON TOWN OF | 105,900 |
| | MURRAY TOWN OF | 137,100 |
| | SHETEK TOWN OF | 78,900 |
| | SKANDIA TOWN OF | 92,700 |
| | SLAYTON CITY OF | 858,400 |
| | SLAYTON TOWN OF | 140,500 |
| MURRAY TOTAL | | 3,759,100 |
| NICOLLET | | |
| | BELGRADE TOWN OF | 329,700 |
| | BERNADOTTE TOWN OF | 65,200 |
| | BRIGHTON TOWN OF | 44,500 |
| | COURTLAND CITY OF | 69,400 |
| | COURTLAND TOWN OF | 133,400 |
| | GRANBY TOWN OF | 70,400 |
| | LAFAYETTE CITY OF | 239,500 |
| | LAFAYETTE TOWN OF | 86,700 |
| | LAKE PRAIRIE TOWN OF | 137,100 |
| | NEW SWEDEN TOWN OF | 149,200 |
| | NICOLLET CITY OF | 179,400 |
| | NICOLLET TOWN OF | 137,000 |
| | NORTH MANKATO CITY OF | 1,222,900 |
| | OSHAWA TOWN OF | 351,400 |
| | RIDGELY TOWN OF | 154,200 |
| | ST PETER CITY OF | 2,640,100 |
| | TRAVERSE TOWN OF | 54,500 |
| | WEST NEWTON TOWN OF | 101,400 |
| NICOLLET TOTAL | | 6,166,000 |
| NOBLES | | |
| | ADRIAN CITY OF | 377,500 |
| | BIGELOW CITY OF | 57,000 |
| | BIGELOW TOWN OF | 117,600 |
| | BLOOM TOWN OF | 58,300 |
| | BREWSTER CITY OF | 200,400 |
| | DEWALD TOWN OF | 209,100 |

| COUNTY | CITY OR TOWN | EXCLUDED VALUE |
|---------------------|------------------------|-----------------------|
| | DUNDEE CITY OF | 53,000 |
| | ELK TOWN OF | 149,100 |
| | ELLSWORTH CITY OF | 214,000 |
| | GRAHAM LAKES TOWN OF | 143,600 |
| | GRAND PRAIRIE TOWN OF | 134,400 |
| | HERSEY TOWN OF | 172,500 |
| | INDIAN LAKE TOWN OF | 124,000 |
| | LARKIN TOWN OF | 54,400 |
| | LEOTA TOWN OF | 133,700 |
| | LISMORE CITY OF | 183,900 |
| | LISMORE TOWN OF | 39,000 |
| | LITTLE ROCK TOWN OF | 154,700 |
| | LORAIN TOWN OF | 104,000 |
| | OLNEY TOWN OF | 138,900 |
| | RANSOM TOWN OF | 162,000 |
| | ROUND LAKE CITY OF | 54,000 |
| | RUSHMORE CITY OF | 118,700 |
| | SEWARD TOWN OF | 211,400 |
| | SUMMIT LAKE TOWN OF | 116,800 |
| | WESTSIDE TOWN OF | 99,200 |
| | WILMONT CITY OF | 115,100 |
| | WILMONT TOWN OF | 75,900 |
| | WORTHINGTON CITY OF | 1,604,200 |
| | WORTHINGTON TOWN OF | 311,900 |
| NOBLES TOTAL | | 5,688,300 |
| NORMAN | | |
| | ADA CITY OF | 100,800 |
| | ANTHONY TOWN OF | 6,700 |
| | BEAR PARK TOWN OF | 36,200 |
| | FLOM TOWN OF | 57,200 |
| | FOSSUM TOWN OF | 54,900 |
| | GARY CITY OF | 183,000 |
| | GOOD HOPE TOWN OF | 29,300 |
| | GREEN MEADOW TOWN OF | 15,200 |
| | HALSTAD CITY OF | 151,300 |
| | HALSTAD TOWN OF | 31,200 |
| | HEGNE TOWN OF | 44,800 |
| | HENDRUM CITY OF | 9,900 |
| | HENDRUM TOWN OF | 27,300 |
| | HOME LAKE TOWN OF | 61,900 |
| | LAKE IDA TOWN OF | 15,200 |
| | LEE TOWN OF | 45,400 |
| | MARY TOWN OF | 9,200 |
| | MCDONALDSVILLE TOWN OF | 36,100 |
| | ROCKWELL TOWN OF | 6,400 |
| | SHELLY CITY OF | 44,400 |
| | SHELLY TOWN OF | 42,100 |
| | SUNDAL TOWN OF | 45,000 |
| | TWIN VALLEY CITY OF | 38,800 |
| | WAUKON TOWN OF | 9,500 |
| | WILD RICE TOWN OF | 96,700 |
| | WINCHESTER TOWN OF | 7,500 |
| NORMAN TOTAL | | 1,206,000 |
| OLMSTED | | |
| | BYRON CITY OF | 44,150 |

| COUNTY | CITY OR TOWN | EXCLUDED VALUE |
|----------------------|------------------------|-----------------------|
| | CASCADE TOWN OF | 191,200 |
| | CHATFIELD CITY OF | 90,200 |
| | DOVER CITY OF | 73,500 |
| | DOVER TOWN OF | 138,900 |
| | ELMIRA TOWN OF | 162,900 |
| | EYOTA CITY OF | 89,300 |
| | EYOTA TOWN OF | 316,200 |
| | FARMINGTON TOWN OF | 40,700 |
| | HAVERHILL TOWN OF | 222,700 |
| | HIGH FOREST TOWN OF | 358,850 |
| | KALMAR TOWN OF | 358,200 |
| | MARION TOWN OF | 467,700 |
| | NEW HAVEN TOWN OF | 434,700 |
| | ORION TOWN OF | 248,150 |
| | ORONOCO CITY OF | 153,000 |
| | ORONOCO TOWN OF | 186,200 |
| | PLEASANT GROVE TOWN OF | 344,600 |
| | QUINCY TOWN OF | 192,300 |
| | ROCHESTER CITY OF | 2,338,850 |
| | ROCHESTER TOWN OF | 107,300 |
| | ROCK DELL TOWN OF | 257,400 |
| | SALEM TOWN OF | 246,100 |
| | STEWARTVILLE CITY OF | 498,200 |
| | VIOLA TOWN OF | 252,650 |
| OLMSTED TOTAL | | 7,813,950 |
| OTTER TAIL | | |
| | AASTAD TOWN OF | 229,700 |
| | AMOR TOWN OF | 242,600 |
| | AURDAL TOWN OF | 272,700 |
| | BATTLE LAKE CITY OF | 486,000 |
| | BLOWERS TOWN OF | 117,300 |
| | BLUFFTON CITY OF | 97,500 |
| | BLUFFTON TOWN OF | 87,400 |
| | BUSE TOWN OF | 238,900 |
| | BUTLER TOWN OF | 62,700 |
| | CANDOR TOWN OF | 190,800 |
| | CARLISLE TOWN OF | 71,200 |
| | CLITHERALL CITY OF | 153,600 |
| | CLITHERALL TOWN OF | 154,600 |
| | COMPTON TOWN OF | 386,700 |
| | CORLISS TOWN OF | 194,600 |
| | DALTON CITY OF | 116,400 |
| | DANE PRAIRIE TOWN OF | 535,100 |
| | DEAD LAKE TOWN OF | 160,400 |
| | DEER CREEK CITY OF | 143,900 |
| | DEER CREEK TOWN OF | 171,700 |
| | DENT CITY OF | 44,500 |
| | DORA TOWN OF | 228,400 |
| | DUNN TOWN OF | 60,900 |
| | EAGLE LAKE TOWN OF | 113,500 |
| | EASTERN TOWN OF | 138,400 |
| | EDNA TOWN OF | 182,500 |
| | EFFINGTON TOWN OF | 132,500 |
| | ELIZABETH CITY OF | 60,500 |
| | ELIZABETH TOWN OF | 160,600 |

| COUNTY | CITY OR TOWN | EXCLUDED VALUE |
|-------------------------|-------------------------|-----------------------|
| | ELMO TOWN OF | 193,400 |
| | ERHARD CITY OF | 86,900 |
| | ERHARDS GROVE TOWN OF | 179,800 |
| | EVERTS TOWN OF | 14,500 |
| | FERGUS FALLS CITY OF | 2,534,800 |
| | FERGUS FALLS TOWN OF | 249,500 |
| | FOLDEN TOWN OF | 65,800 |
| | FRIBERG TOWN OF | 266,400 |
| | GIRARD TOWN OF | 196,800 |
| | GORMAN TOWN OF | 200,900 |
| | HENNING CITY OF | 444,100 |
| | HENNING TOWN OF | 221,200 |
| | HOBART TOWN OF | 223,900 |
| | HOMESTEAD TOWN OF | 278,400 |
| | INMAN TOWN OF | 150,000 |
| | LEAF LAKE TOWN OF | 194,200 |
| | LEAF MOUNTAIN TOWN OF | 55,700 |
| | LIDA TOWN OF | 236,100 |
| | MAINE TOWN OF | 261,800 |
| | MAPLEWOOD TOWN OF | 176,500 |
| | NEW YORK MILLS CITY OF | 252,700 |
| | NEWTON TOWN OF | 195,600 |
| | NIDAROS TOWN OF | 306,500 |
| | NORWEGIAN GROVE TOWN OF | 236,700 |
| | OAK VALLEY TOWN OF | 188,700 |
| | ORWELL TOWN OF | 217,500 |
| | OSCAR TOWN OF | 218,300 |
| | OTTERTAIL CITY OF | 139,100 |
| | OTTERTAIL TOWN OF | 32,500 |
| | OTTO TOWN OF | 130,000 |
| | PADDOCK TOWN OF | 131,200 |
| | PARKERS PRAIRIE CITY OF | 568,000 |
| | PARKERS PRAIRIE TOWN OF | 313,400 |
| | PELICAN RAPIDS CITY OF | 302,300 |
| | PELICAN TOWN OF | 318,200 |
| | PERHAM CITY OF | 684,600 |
| | PERHAM TOWN OF | 256,800 |
| | PINE LAKE TOWN OF | 65,900 |
| | RICHVILLE CITY OF | 9,200 |
| | ROTHSAY CITY OF | 8,100 |
| | RUSH LAKE TOWN OF | 100,700 |
| | SCAMBLER TOWN OF | 162,600 |
| | ST OLAF TOWN OF | 396,500 |
| | STAR LAKE TOWN OF | 277,600 |
| | SVERDRUP TOWN OF | 439,500 |
| | TORDENSKJOLD TOWN OF | 127,500 |
| | TRONDHJEM TOWN OF | 138,800 |
| | TUMULI TOWN OF | 208,300 |
| | UNDERWOOD CITY OF | 296,000 |
| | URBANK CITY OF | 14,900 |
| | VERGAS CITY OF | 339,400 |
| | VINING CITY OF | 81,600 |
| | WESTERN TOWN OF | 47,000 |
| | WOODSIDE TOWN OF | 126,400 |
| OTTER TAIL TOTAL | | 18,798,400 |

| COUNTY | CITY OR TOWN | EXCLUDED VALUE |
|---------------------------|-----------------------|-----------------------|
| PENNINGTON | BLACK RIVER TOWN OF | 43,500 |
| | BRAY TOWN OF | 18,300 |
| | CLOVER LEAF TOWN OF | 55,800 |
| | DEER PARK TOWN OF | 35,600 |
| | GOODRIDGE CITY OF | 5,500 |
| | GOODRIDGE TOWN OF | 18,100 |
| | HICKORY TOWN OF | 3,200 |
| | HIGHLANDING TOWN OF | 172,800 |
| | KRATKA TOWN OF | 83,500 |
| | MAYFIELD TOWN OF | 39,500 |
| | NORDEN TOWN OF | 57,600 |
| | NORTH TOWN OF | 248,400 |
| | NUMEDAL TOWN OF | 15,200 |
| | REINER TOWN OF | 80,600 |
| | RIVER FALLS TOWN OF | 98,100 |
| | ROCKSBURY TOWN OF | 237,800 |
| | SANDERS TOWN OF | 98,600 |
| | SILVERTON TOWN OF | 97,500 |
| | SMILEY TOWN OF | 195,600 |
| | ST HILAIRE CITY OF | 157,200 |
| STAR TOWN OF | 95,300 | |
| THIEF RIVER FALLS CITY OF | 2,181,700 | |
| WYANDOTTE TOWN OF | 13,000 | |
| PENNINGTON TOTAL | | 4,052,400 |
| PINE | ARLONE TOWN OF | 22,900 |
| | ASKOV CITY OF | 99,000 |
| | BARRY TOWN OF | 29,500 |
| | BIRCH CREEK TOWN OF | 84,100 |
| | BREMEN TOWN OF | 30,300 |
| | BROOK PARK TOWN OF | 17,100 |
| | BRUNO CITY OF | 74,100 |
| | BRUNO TOWN OF | 20,400 |
| | CHENGWATANA TOWN OF | 118,800 |
| | CLOVER TOWN OF | 21,400 |
| | DANFORTH TOWN OF | 57,700 |
| | DELL GROVE TOWN OF | 159,200 |
| | DENHAM CITY OF | 2,400 |
| | FINLAYSON CITY OF | 88,600 |
| | FINLAYSON TOWN OF | 90,400 |
| | HINCKLEY CITY OF | 166,600 |
| | HINCKLEY TOWN OF | 65,200 |
| | KERRICK CITY OF | 31,100 |
| | KERRICK TOWN OF | 26,900 |
| | KETTLE RIVER TOWN OF | 62,000 |
| | MISSION CREEK TOWN OF | 23,000 |
| | MUNCH TOWN OF | 20,000 |
| | NORMAN TOWN OF | 10,200 |
| | PARK TOWN OF | 5,200 |
| | PARTRIDGE TOWN OF | 167,400 |
| | PINE CITY CITY OF | 518,100 |
| PINE CITY TOWN OF | 133,200 | |
| PINE LAKE TOWN OF | 70,700 | |
| POKEGAMA TOWN OF | 234,400 | |

| COUNTY | CITY OR TOWN | EXCLUDED VALUE |
|------------------------|--------------------------|-----------------------|
| | ROCK CREEK CITY OF | 193,400 |
| | ROYALTON TOWN OF | 81,400 |
| | SANDSTONE CITY OF | 152,000 |
| | SANDSTONE TOWN OF | 77,500 |
| | STURGEON LAKE TOWN OF | 44,000 |
| | WILLOW RIVER CITY OF | 45,600 |
| | WILMA TOWN OF | 2,400 |
| | WINDEMERE TOWN OF | 70,900 |
| PINE TOTAL | | 3,117,100 |
| PIPESTONE | AETNA TOWN OF | 113,400 |
| | ALTONA TOWN OF | 68,100 |
| | BURKE TOWN OF | 113,800 |
| | EDEN TOWN OF | 88,400 |
| | EDGERTON CITY OF | 611,500 |
| | ELMER TOWN OF | 96,500 |
| | FOUNTAIN PRAIRIE TOWN OF | 68,300 |
| | GRANGE TOWN OF | 120,900 |
| | GRAY TOWN OF | 159,400 |
| | HATFIELD CITY OF | 12,000 |
| | HOLLAND CITY OF | 97,000 |
| | IHLEN CITY OF | 52,300 |
| | JASPER CITY OF | 138,100 |
| | OSBORNE TOWN OF | 80,000 |
| | PIPESTONE CITY OF | 1,144,900 |
| | ROCK TOWN OF | 108,800 |
| | RUTHTON CITY OF | 191,000 |
| | SWEET TOWN OF | 201,500 |
| | TROSKY CITY OF | 98,800 |
| | TROY TOWN OF | 290,700 |
| | WOODSTOCK CITY OF | 38,300 |
| PIPESTONE TOTAL | | 3,893,700 |
| POLK | ANGUS TOWN OF | 20,100 |
| | BELTRAMI CITY OF | 29,500 |
| | BRANDSVOLD TOWN OF | 201,600 |
| | BRISLET TOWN OF | 25,000 |
| | BYGLAND TOWN OF | 39,300 |
| | CHESTER TOWN OF | 37,800 |
| | CLIMAX CITY OF | 26,800 |
| | COLUMBIA TOWN OF | 161,200 |
| | CROOKSTON CITY OF | 1,492,900 |
| | CROOKSTON TOWN OF | 110,300 |
| | EAST GRAND FORKS CITY OF | 316,700 |
| | ERSKINE CITY OF | 195,500 |
| | ESTHER TOWN OF | 10,600 |
| | FERTILE CITY OF | 288,700 |
| | FISHER CITY OF | 193,500 |
| | FISHER TOWN OF | 35,900 |
| | FOSSTON CITY OF | 386,600 |
| | GARDEN TOWN OF | 154,300 |
| | GARFIELD TOWN OF | 233,800 |
| | GENTILLY TOWN OF | 181,000 |
| | GODFREY TOWN OF | 81,900 |
| | GRAND FORKS TOWN OF | 116,800 |

| COUNTY | CITY OR TOWN | EXCLUDED VALUE |
|-------------------|---------------------------|-----------------------|
| | GROVE PARK-TILDEN TOWN OF | 50,000 |
| | GULLY TOWN OF | 24,300 |
| | HAMMOND TOWN OF | 6,400 |
| | HUBBARD TOWN OF | 10,600 |
| | KERTSONVILLE TOWN OF | 48,300 |
| | KING TOWN OF | 299,600 |
| | KNUTE TOWN OF | 163,200 |
| | LENGBY CITY OF | 7,800 |
| | LESSOR TOWN OF | 14,900 |
| | LIBERTY TOWN OF | 72,400 |
| | LOWELL TOWN OF | 3,900 |
| | MCINTOSH CITY OF | 242,300 |
| | MENTOR CITY OF | 10,800 |
| | NESBIT TOWN OF | 13,700 |
| | NIELSVILLE CITY OF | 9,600 |
| | NORTHLAND TOWN OF | 43,100 |
| | ONSTAD TOWN OF | 56,800 |
| | QUEEN TOWN OF | 38,900 |
| | ROOME TOWN OF | 16,000 |
| | ROSEBUD TOWN OF | 123,600 |
| | RUSSIA TOWN OF | 5,000 |
| | SCANDIA TOWN OF | 54,800 |
| | SULLIVAN TOWN OF | 20,000 |
| | WINGER CITY OF | 49,400 |
| | WOODSIDE TOWN OF | 83,000 |
| POLK TOTAL | | 5,808,200 |
| POPE | BANGOR TOWN OF | 37,100 |
| | BARSNESS TOWN OF | 158,800 |
| | BEN WADE TOWN OF | 178,900 |
| | BLUE MOUNDS TOWN OF | 289,400 |
| | CHIPPEWA FALLS TOWN OF | 106,900 |
| | CYRUS CITY OF | 51,000 |
| | FARWELL CITY OF | 38,500 |
| | GILCHRIST TOWN OF | 186,200 |
| | GLENWOOD CITY OF | 913,700 |
| | GLENWOOD TOWN OF | 249,700 |
| | GROVE LAKE TOWN OF | 131,300 |
| | HOFF TOWN OF | 23,100 |
| | LAKE JOHANNA TOWN OF | 87,600 |
| | LANGHEI TOWN OF | 191,300 |
| | LEVEN TOWN OF | 88,100 |
| | LONG BEACH CITY OF | 144,500 |
| | LOWRY CITY OF | 85,700 |
| | MINNEWASKA TOWN OF | 238,600 |
| | NEW PRAIRIE TOWN OF | 84,900 |
| | NORA TOWN OF | 135,300 |
| | RENO TOWN OF | 121,800 |
| | ROLLING FORKS TOWN OF | 118,300 |
| | SEDAN CITY OF | 8,500 |
| | STARBUCK CITY OF | 585,700 |
| | VILLARD CITY OF | 176,100 |
| | WALDEN TOWN OF | 96,100 |
| | WESTPORT CITY OF | 35,600 |
| | WESTPORT TOWN OF | 176,300 |

| COUNTY | CITY OR TOWN | EXCLUDED VALUE |
|-----------------------|--------------------------|-----------------------|
| | WHITE BEAR LAKE TOWN OF | 464,500 |
| POPE TOTAL | | 5,203,500 |
| RAMSEY | ARDEN HILLS CITY OF | 569,300 |
| | FALCON HEIGHTS CITY OF | 864,000 |
| | GEM LAKE CITY OF | 92,200 |
| | LAUDERDALE CITY OF | 184,800 |
| | LITTLE CANADA CITY OF | 311,500 |
| | MAPLEWOOD CITY OF | 1,615,200 |
| | MOUNDS VIEW CITY OF | 857,200 |
| | NEW BRIGHTON CITY OF | 619,900 |
| | NORTH OAKS CITY OF | 37,400 |
| | NORTH ST PAUL CITY OF | 1,241,700 |
| | ROSEVILLE CITY OF | 3,306,000 |
| | SHOREVIEW CITY OF | 1,494,900 |
| | SPRING LAKE PARK CITY OF | 12,500 |
| | ST ANTHONY CITY OF | 14,800 |
| | ST PAUL CITY OF | 55,603,100 |
| | VADNAIS HEIGHTS CITY OF | 204,300 |
| | WHITE BEAR LK CITY OF | 2,931,200 |
| | WHITE BEAR TOWN OF | 1,810,700 |
| RAMSEY TOTAL | | 71,770,700 |
| RED LAKE | BROOKS CITY OF | 41,500 |
| | GERVAIS TOWN OF | 20,000 |
| | OKLEE CITY OF | 53,500 |
| | PLUMMER CITY OF | 18,200 |
| | RED LAKE FALLS CITY OF | 53,600 |
| | RIVER TOWN OF | 5,000 |
| | TERREBONNE TOWN OF | 17,500 |
| RED LAKE TOTAL | | 209,300 |
| REDWOOD | BELVIEW CITY OF | 91,400 |
| | BROOKVILLE TOWN OF | 197,400 |
| | CHARLESTOWN TOWN OF | 112,100 |
| | CLEMENTS CITY OF | 104,800 |
| | DELHI CITY OF | 45,500 |
| | DELHI TOWN OF | 148,800 |
| | GALES TOWN OF | 99,000 |
| | GRANITE ROCK TOWN OF | 66,000 |
| | JOHNSONVILLE TOWN OF | 43,500 |
| | KINTIRE TOWN OF | 41,700 |
| | LAMBERTON CITY OF | 159,900 |
| | LAMBERTON TOWN OF | 23,600 |
| | LUCAN CITY OF | 45,100 |
| | MILROY CITY OF | 135,300 |
| | MORGAN CITY OF | 158,500 |
| | MORGAN TOWN OF | 113,800 |
| | NEW AVON TOWN OF | 150,400 |
| | NORTH HERO TOWN OF | 107,500 |
| | PAXTON TOWN OF | 303,700 |
| | REDWOOD FALLS CITY OF | 1,586,400 |
| | REDWOOD FALLS TOWN OF | 173,600 |
| | REVERE CITY OF | 6,800 |
| | SANBORN CITY OF | 161,000 |

| COUNTY | CITY OR TOWN | EXCLUDED VALUE |
|----------------------|-----------------------|-----------------------|
| | SEAFORTH CITY OF | 81,300 |
| | SHERIDAN TOWN OF | 49,800 |
| | SHERMAN TOWN OF | 122,600 |
| | SPRINGDALE TOWN OF | 381,100 |
| | SUNDOWN TOWN OF | 111,400 |
| | SWEDES FOREST TOWN OF | 66,500 |
| | THREE LAKES TOWN OF | 14,200 |
| | UNDERWOOD TOWN OF | 133,200 |
| | VAIL TOWN OF | 53,300 |
| | VESTA CITY OF | 104,200 |
| | VESTA TOWN OF | 164,100 |
| | WABASSO CITY OF | 145,500 |
| | WALNUT GROVE CITY OF | 277,200 |
| | WANDA CITY OF | 32,000 |
| | WATERBURY TOWN OF | 116,000 |
| | WESTLINE TOWN OF | 121,700 |
| | WILLOW LAKE TOWN OF | 124,400 |
| REDWOOD TOTAL | | 6,174,300 |
| RENVILLE | | |
| | BANDON TOWN OF | 22,000 |
| | BEAVER FALLS TOWN OF | 200,500 |
| | BIRCH COOLEY TOWN OF | 23,300 |
| | BIRD ISLAND CITY OF | 585,700 |
| | BIRD ISLAND TOWN OF | 312,800 |
| | BOON LAKE TOWN OF | 232,000 |
| | BROOKFIELD TOWN OF | 5,000 |
| | BUFFALO LAKE CITY OF | 298,700 |
| | CAIRO TOWN OF | 156,800 |
| | CAMP TOWN OF | 103,800 |
| | CROOKS TOWN OF | 172,500 |
| | DANUBE CITY OF | 284,900 |
| | EMMET TOWN OF | 151,500 |
| | ERICSON TOWN OF | 127,000 |
| | FAIRFAX CITY OF | 153,500 |
| | FLORA TOWN OF | 101,000 |
| | FRANKLIN CITY OF | 148,500 |
| | HAWK CREEK TOWN OF | 136,500 |
| | HECTOR CITY OF | 529,400 |
| | HECTOR TOWN OF | 56,200 |
| | HENRYVILLE TOWN OF | 187,400 |
| | KINGMAN TOWN OF | 230,600 |
| | MARTINSBURG TOWN OF | 214,200 |
| | MELVILLE TOWN OF | 20,700 |
| | MORTON CITY OF | 285,700 |
| | NORFOLK TOWN OF | 54,800 |
| | OLIVIA CITY OF | 1,280,500 |
| | OSCEOLA TOWN OF | 205,800 |
| | PALMYRA TOWN OF | 72,100 |
| | PRESTON LAKE TOWN OF | 134,600 |
| | RENVILLE CITY OF | 485,300 |
| | SACRED HEART CITY OF | 516,000 |
| | SACRED HEART TOWN OF | 195,200 |
| | TROY TOWN OF | 324,300 |
| | WANG TOWN OF | 107,000 |
| | WELLINGTON TOWN OF | 93,800 |

| COUNTY | CITY OR TOWN | EXCLUDED VALUE |
|-----------------------|----------------------|-----------------------|
| | WINFIELD TOWN OF | 338,300 |
| RENVILLE TOTAL | | 8,547,900 |
| RICE | BRIDGEWATER TOWN OF | 391,900 |
| | CANNON CITY TOWN OF | 519,600 |
| | DENNISON CITY OF | 4,900 |
| | DUNDAS CITY OF | 102,200 |
| | ERIN TOWN OF | 195,900 |
| | FARIBAUT CITY OF | 1,556,700 |
| | FOREST TOWN OF | 154,300 |
| | LONSDALE CITY OF | 210,400 |
| | MORRISTOWN CITY OF | 244,200 |
| | MORRISTOWN TOWN OF | 131,700 |
| | NERSTRAND CITY OF | 10,300 |
| | NORTHFIELD CITY OF | 2,550,100 |
| | NORTHFIELD TOWN OF | 242,700 |
| | RICHLAND TOWN OF | 180,400 |
| | SHIELDSVILLE TOWN OF | 54,400 |
| | WALCOTT TOWN OF | 200,700 |
| | WARSAW TOWN OF | 262,600 |
| | WEBSTER TOWN OF | 272,000 |
| | WELLS TOWN OF | 415,400 |
| | WHEATLAND TOWN OF | 136,900 |
| | WHEELING TOWN OF | 209,000 |
| RICE TOTAL | | 8,046,300 |
| ROCK | BATTLE PLAIN TOWN OF | 44,000 |
| | BEAVER CREEK CITY OF | 137,400 |
| | BEAVER CREEK TOWN OF | 98,400 |
| | CLINTON TOWN OF | 111,000 |
| | DENVER TOWN OF | 53,800 |
| | HARDWICK CITY OF | 70,600 |
| | HILLS CITY OF | 237,200 |
| | JASPER CITY OF | 13,400 |
| | KANARANZI TOWN OF | 131,200 |
| | KENNETH CITY OF | 15,600 |
| | LUVERNE CITY OF | 1,396,600 |
| | LUVERNE TOWN OF | 219,800 |
| | MAGNOLIA CITY OF | 43,500 |
| | MAGNOLIA TOWN OF | 150,400 |
| | MARTIN TOWN OF | 400,600 |
| | MOUND TOWN OF | 74,200 |
| | ROSE DELL TOWN OF | 76,000 |
| | SPRINGWATER TOWN OF | 128,800 |
| | STEEN CITY OF | 31,700 |
| | VIENNA TOWN OF | 151,200 |
| ROCK TOTAL | | 3,585,400 |
| ROSEAU | BADGER CITY OF | 20,800 |
| | BARNETT TOWN OF | 4,300 |
| | BARTO TOWN OF | 30,400 |
| | FALUN TOWN OF | 18,600 |
| | GREENBUSH CITY OF | 40,200 |
| | HEREIM TOWN OF | 4,600 |
| | JADIS TOWN OF | 26,100 |

| COUNTY | CITY OR TOWN | EXCLUDED VALUE |
|------------------------|----------------------|-----------------------|
| | LAKE TOWN OF | 13,400 |
| | LAONA TOWN OF | 20,600 |
| | MICKINOCK TOWN OF | 24,800 |
| | MORANVILLE TOWN OF | 50,100 |
| | ROSEAU CITY OF | 80,800 |
| | SPRUCE TOWN OF | 9,000 |
| | UNORG 161-37 | 9,600 |
| | WARROAD CITY OF | 151,800 |
| ROSEAU TOTAL | | 505,100 |
| SCOTT | BELLE PLAINE CITY OF | 125,600 |
| | BELLE PLAINE TOWN OF | 123,000 |
| | BLAKELEY TOWN OF | 49,800 |
| | CEDAR LAKE TOWN OF | 131,400 |
| | CREDIT RIVER TOWN OF | 38,000 |
| | HELENA TOWN OF | 17,400 |
| | JORDAN CITY OF | 42,600 |
| | LOUISVILLE TOWN OF | 20,300 |
| | NEW MARKET CITY OF | 15,000 |
| | NEW MARKET TOWN OF | 60,800 |
| | NEW PRAGUE CITY OF | 56,400 |
| | PRIOR LAKE CITY OF | 186,800 |
| | SAND CREEK TOWN OF | 72,700 |
| | SHAKOPEE CITY OF | 186,600 |
| | SPRING LAKE TOWN OF | 33,300 |
| | ST LAWRENCE TOWN OF | 9,000 |
| SCOTT TOTAL | | 1,168,700 |
| SHERBURNE | BALDWIN TOWN OF | 19,800 |
| | BECKER CITY OF | 15,900 |
| | BECKER TOWN OF | 76,100 |
| | BIG LAKE CITY OF | 212,200 |
| | BIG LAKE TOWN OF | 166,400 |
| | BLUE HILL TOWN OF | 97,300 |
| | CLEAR LAKE CITY OF | 32,600 |
| | CLEAR LAKE TOWN OF | 61,400 |
| | ELK RIVER CITY OF | 231,700 |
| | HAVEN TOWN OF | 125,400 |
| | LIVONIA TOWN OF | 59,300 |
| | ORROCK TOWN OF | 50,000 |
| | PALMER TOWN OF | 100,000 |
| | SANTIAGO TOWN OF | 141,900 |
| | ST CLOUD CITY OF | 517,600 |
| | ZIMMERMAN CITY OF | 97,800 |
| SHERBURNE TOTAL | | 2,005,400 |
| SIBLEY | ALFSBORG TOWN OF | 436,800 |
| | ARLINGTON CITY OF | 43,500 |
| | ARLINGTON TOWN OF | 362,200 |
| | BISMARCK TOWN OF | 260,400 |
| | CORNISH TOWN OF | 282,000 |
| | DRYDEN TOWN OF | 196,300 |
| | FAXON TOWN OF | 203,100 |
| | GAYLORD CITY OF | 1,142,200 |
| | GIBBON CITY OF | 362,300 |

| COUNTY | CITY OR TOWN | EXCLUDED VALUE |
|---------------------|-------------------------|-----------------------|
| | GRAFTON TOWN OF | 154,900 |
| | GREEN ISLE CITY OF | 81,200 |
| | GREEN ISLE TOWN OF | 254,700 |
| | HENDERSON CITY OF | 352,500 |
| | HENDERSON TOWN OF | 183,600 |
| | JESSENLAND TOWN OF | 163,400 |
| | KELSO TOWN OF | 215,800 |
| | MOLTKE TOWN OF | 141,900 |
| | NEW AUBURN CITY OF | 94,500 |
| | NEW AUBURN TOWN OF | 154,700 |
| | SEVERANCE TOWN OF | 250,600 |
| | SIBLEY TOWN OF | 128,300 |
| | TRANSIT TOWN OF | 362,600 |
| | WASHINGTON LAKE TOWN OF | 377,200 |
| | WINTHROP CITY OF | 1,018,900 |
| SIBLEY TOTAL | | 7,223,600 |
| ST LOUIS | | |
| | ALBORN TOWN OF | 8,800 |
| | ANGORA TOWN OF | 24,100 |
| | AULT TOWN OF | 10,700 |
| | AURORA CITY OF | 166,800 |
| | BABBITT CITY OF | 268,300 |
| | BALKAN TOWN OF | 1,700 |
| | BEATTY TOWN OF | 54,100 |
| | BIWABIK CITY OF | 108,100 |
| | BIWABIK TOWN OF | 23,800 |
| | BREITUNG TOWN OF | 28,200 |
| | BREVATOR TOWN OF | 112,200 |
| | BROOKSTON CITY OF | 26,600 |
| | BUHL CITY OF | 50,500 |
| | CANOSIA TOWN OF | 115,900 |
| | CEDAR VALLEY TOWN OF | 30,700 |
| | CHERRY TOWN OF | 15,400 |
| | CHISHOLM CITY OF | 237,100 |
| | CLINTON TOWN OF | 18,600 |
| | COOK CITY OF | 31,100 |
| | COTTON TOWN OF | 55,600 |
| | DULUTH CITY OF | 26,492,300 |
| | DULUTH TOWN OF | 334,200 |
| | ELY CITY OF | 1,314,200 |
| | EMBARRASS TOWN OF | 69,900 |
| | EVELETH CITY OF | 1,350,800 |
| | FAIRBANKS TOWN OF | 19,500 |
| | FAYAL TOWN OF | 162,000 |
| | FINE LAKES TOWN OF | 5,700 |
| | FLOODWOOD CITY OF | 17,600 |
| | FREDENBERG TOWN OF | 31,000 |
| | FRENCH TOWN OF | 20,600 |
| | GILBERT CITY OF | 604,900 |
| | GNESEN TOWN OF | 354,000 |
| | GRAND LAKE TOWN OF | 187,000 |
| | GREENWOOD TOWN OF | 185,700 |
| | HALDEN TOWN OF | 30,500 |
| | HERMANTOWN CITY OF | 1,024,600 |
| | HIBBING CITY OF | 1,778,000 |

| COUNTY | CITY OR TOWN | EXCLUDED VALUE |
|-----------------------|--------------------------|-----------------------|
| | HOYT LAKES CITY OF | 81,300 |
| | INDUSTRIAL TOWN OF | 41,600 |
| | IRON JUNCTION CITY OF | 4,000 |
| | KABETOGAMA TOWN OF | 14,600 |
| | KELSEY TOWN OF | 9,900 |
| | LAKEWOOD TOWN OF | 183,500 |
| | LEIDING TOWN OF | 43,100 |
| | LEONIDAS CITY OF | 4,100 |
| | MCDAVITT TOWN OF | 4,900 |
| | MCKINLEY CITY OF | 3,300 |
| | MIDWAY TOWN OF | 225,400 |
| | MORCOM TOWN OF | 8,700 |
| | MORSE TOWN OF | 47,600 |
| | MT IRON CITY OF | 138,700 |
| | NEW INDEPENDENCE TOWN OF | 33,500 |
| | NORMANNA TOWN OF | 100,200 |
| | NORTH STAR TOWN OF | 10,600 |
| | ORR CITY OF | 1,300 |
| | OWENS TOWN OF | 39,800 |
| | PIKE TOWN OF | 11,800 |
| | PROCTOR CITY OF | 526,100 |
| | RICE LAKE TOWN OF | 691,400 |
| | SANDY TOWN OF | 21,700 |
| | SOLWAY TOWN OF | 132,300 |
| | TOWER CITY OF | 7,700 |
| | UNORG 03-ISLD LAKE | 10,000 |
| | UNORG 05-CENT LAKES | 71,600 |
| | UNORG 06-BIWABIK | 12,900 |
| | UNORG 07-B&B ISLD | 40,800 |
| | UNORG 08-MT IRON | 62,000 |
| | UNORG 09-BALKAN | 112,000 |
| | UNORG 10-LAKE VERM | 40,900 |
| | UNORG 12-NW | 17,700 |
| | VERMILION LAKE TOWN OF | 1,700 |
| | VIRGINIA CITY OF | 2,585,900 |
| | WHITE TOWN OF | 220,600 |
| | WINTON CITY OF | 16,400 |
| ST LOUIS TOTAL | | 40,950,400 |
| STEARNS | ALBANY CITY OF | 450,600 |
| | ALBANY TOWN OF | 282,300 |
| | ASHLEY TOWN OF | 5,700 |
| | AVON CITY OF | 78,400 |
| | AVON TOWN OF | 29,800 |
| | BELGRADE CITY OF | 112,400 |
| | BROCKWAY TOWN OF | 34,600 |
| | BROOTEN CITY OF | 202,200 |
| | COLD SPRING CITY OF | 84,200 |
| | COLLEGEVILLE TOWN OF | 348,700 |
| | CROW LAKE TOWN OF | 83,000 |
| | CROW RIVER TOWN OF | 59,600 |
| | EDEN LAKE TOWN OF | 379,400 |
| | EDEN VALLEY CITY OF | 99,600 |
| | ELROSA CITY OF | 61,700 |
| | FAIR HAVEN TOWN OF | 246,300 |

| COUNTY | CITY OR TOWN | EXCLUDED VALUE |
|----------------------|--------------------------|-----------------------|
| | FARMING TOWN OF | 273,800 |
| | FREEPORT CITY OF | 197,600 |
| | GETTY TOWN OF | 118,200 |
| | GREENWALD CITY OF | 67,000 |
| | GROVE TOWN OF | 44,200 |
| | HOLDING TOWN OF | 66,600 |
| | HOLDINGFORD CITY OF | 414,800 |
| | KIMBALL CITY OF | 164,400 |
| | KRAIN TOWN OF | 161,400 |
| | LAKE GEORGE TOWN OF | 50,500 |
| | LAKE HENRY CITY OF | 89,200 |
| | LAKE HENRY TOWN OF | 75,600 |
| | LESAUK TOWN OF | 126,100 |
| | LUXEMBURG TOWN OF | 148,500 |
| | LYNDEN TOWN OF | 43,200 |
| | MAINE PRAIRIE TOWN OF | 328,400 |
| | MEIRE GROVE CITY OF | 99,600 |
| | MELROSE CITY OF | 1,002,100 |
| | MELROSE TOWN OF | 124,900 |
| | MILLWOOD TOWN OF | 84,800 |
| | MUNSON TOWN OF | 525,500 |
| | NEW MUNICH CITY OF | 60,100 |
| | NORTH FORK TOWN OF | 50,800 |
| | OAK TOWN OF | 234,000 |
| | PAYNESVILLE CITY OF | 354,000 |
| | PAYNESVILLE TOWN OF | 418,000 |
| | RAYMOND TOWN OF | 40,400 |
| | RICHMOND CITY OF | 47,500 |
| | ROCKVILLE CITY OF | 418,700 |
| | ROSCOE CITY OF | 72,200 |
| | SARTELL CITY OF | 20,700 |
| | SAUK CENTRE CITY OF | 1,011,300 |
| | SAUK CENTRE TOWN OF | 197,200 |
| | SPRING HILL CITY OF | 15,700 |
| | SPRING HILL TOWN OF | 12,900 |
| | ST ANTHONY CITY OF | 7,300 |
| | ST AUGUSTA CITY OF | 148,200 |
| | ST CLOUD CITY OF | 3,361,600 |
| | ST JOSEPH CITY OF | 19,800 |
| | ST JOSEPH TOWN OF | 58,700 |
| | ST MARTIN CITY OF | 51,400 |
| | ST MARTIN TOWN OF | 17,200 |
| | ST STEPHEN CITY OF | 71,100 |
| | ST WENDEL TOWN OF | 54,200 |
| | WAITE PARK CITY OF | 185,500 |
| | WAKEFIELD TOWN OF | 276,000 |
| | ZION TOWN OF | 155,300 |
| STEARNS TOTAL | | 14,124,700 |
| STEELE | | |
| | AURORA TOWN OF | 113,500 |
| | BERLIN TOWN OF | 285,100 |
| | BLOOMING PRAIRIE CITY OF | 410,200 |
| | BLOOMING PRAIRIE TOWN OF | 329,200 |
| | CLINTON FALLS TOWN OF | 184,500 |
| | DEERFIELD TOWN OF | 177,200 |

| COUNTY | CITY OR TOWN | EXCLUDED VALUE |
|----------------------|------------------------|-----------------------|
| | ELLENDALE CITY OF | 206,200 |
| | HAVANA TOWN OF | 236,900 |
| | LEMOND TOWN OF | 267,600 |
| | MEDFORD CITY OF | 185,000 |
| | MEDFORD TOWN OF | 176,400 |
| | MERIDEN TOWN OF | 181,900 |
| | MERTON TOWN OF | 295,300 |
| | OWATONNA CITY OF | 2,552,400 |
| | OWATONNA TOWN OF | 129,500 |
| | SOMERSET TOWN OF | 476,800 |
| | SUMMIT TOWN OF | 284,200 |
| STEELE TOTAL | | 6,491,900 |
| STEVENS | BAKER TOWN OF | 29,600 |
| | CHOKIO CITY OF | 54,300 |
| | DARNEN TOWN OF | 7,300 |
| | DONNELLY CITY OF | 133,500 |
| | DONNELLY TOWN OF | 15,800 |
| | EVERGLADE TOWN OF | 25,400 |
| | FRAMNAS TOWN OF | 2,900 |
| | HANCOCK CITY OF | 31,500 |
| | HORTON TOWN OF | 20,800 |
| | MOORE TOWN OF | 25,600 |
| | MORRIS CITY OF | 500,600 |
| | MORRIS TOWN OF | 38,200 |
| | PEPPER TOWN OF | 48,100 |
| | RENDSVILLE TOWN OF | 11,200 |
| | SCOTT TOWN OF | 76,100 |
| | SWAN LAKE TOWN OF | 40,600 |
| STEVENS TOTAL | | 1,061,500 |
| SWIFT | APPLETON CITY OF | 274,400 |
| | APPLETON TOWN OF | 29,500 |
| | BENSON CITY OF | 600,500 |
| | BENSON TOWN OF | 64,200 |
| | CAMP LAKE TOWN OF | 46,700 |
| | CASHEL TOWN OF | 23,400 |
| | CLONTARF CITY OF | 7,000 |
| | CLONTARF TOWN OF | 66,800 |
| | DANVERS CITY OF | 42,200 |
| | DEGRAFF CITY OF | 24,300 |
| | EDISON TOWN OF | 22,900 |
| | FAIRFIELD TOWN OF | 70,900 |
| | HAYES TOWN OF | 69,000 |
| | HEGBERT TOWN OF | 6,600 |
| | KERKHOVEN CITY OF | 61,800 |
| | KERKHOVEN TOWN OF | 105,100 |
| | KILDARE TOWN OF | 103,900 |
| | MOYER TOWN OF | 5,600 |
| | MURDOCK CITY OF | 91,800 |
| | PILLSBURY TOWN OF | 45,000 |
| | SHIBLE TOWN OF | 21,100 |
| | SIX MILE GROVE TOWN OF | 10,300 |
| | SWENODA TOWN OF | 3,500 |
| | TARA TOWN OF | 12,000 |

| COUNTY | CITY OR TOWN | EXCLUDED VALUE |
|--------------------|-----------------------|-----------------------|
| | TORNING TOWN OF | 22,700 |
| | WEST BANK TOWN OF | 53,700 |
| SWIFT TOTAL | | 1,884,900 |
| TODD | BARTLETT TOWN OF | 116,100 |
| | BERTHA CITY OF | 82,900 |
| | BERTHA TOWN OF | 161,000 |
| | BIRCHDALE TOWN OF | 119,000 |
| | BROWERVILLE CITY OF | 223,000 |
| | BRUCE TOWN OF | 110,500 |
| | BURLEENE TOWN OF | 241,400 |
| | BURNHAMVILLE TOWN OF | 31,400 |
| | BURTRUM CITY OF | 11,800 |
| | CLARISSA CITY OF | 41,500 |
| | EAGLE BEND CITY OF | 126,900 |
| | EAGLE VALLEY TOWN OF | 125,700 |
| | FAWN LAKE TOWN OF | 30,300 |
| | GERMANIA TOWN OF | 62,300 |
| | GORDON TOWN OF | 83,400 |
| | GREY EAGLE CITY OF | 84,400 |
| | GREY EAGLE TOWN OF | 25,000 |
| | HARTFORD TOWN OF | 270,900 |
| | HEWITT CITY OF | 115,900 |
| | IONA TOWN OF | 111,100 |
| | KANDOTA TOWN OF | 77,400 |
| | LESLIE TOWN OF | 11,200 |
| | LITTLE ELK TOWN OF | 3,500 |
| | LITTLE SAUK TOWN OF | 14,200 |
| | LONG PRAIRIE CITY OF | 441,200 |
| | LONG PRAIRIE TOWN OF | 116,800 |
| | MORAN TOWN OF | 82,300 |
| | OSAKIS CITY OF | 68,700 |
| | REYNOLDS TOWN OF | 76,500 |
| | ROUND PRAIRIE TOWN OF | 126,700 |
| | STAPLES CITY OF | 153,600 |
| | STAPLES TOWN OF | 34,400 |
| | STOWE PRAIRIE TOWN OF | 209,600 |
| | TURTLE CREEK TOWN OF | 19,200 |
| | VILLARD TOWN OF | 21,600 |
| | WARD TOWN OF | 194,000 |
| | WEST UNION CITY OF | 5,000 |
| | WYKEHAM TOWN OF | 113,700 |
| TODD TOTAL | | 3,944,100 |
| TRAVERSE | ARTHUR TOWN OF | 74,500 |
| | BROWNS VALLEY CITY OF | 67,100 |
| | CLIFTON TOWN OF | 46,400 |
| | DOLLYMOUNT TOWN OF | 8,900 |
| | DUMONT CITY OF | 9,000 |
| | FOLSOM TOWN OF | 38,400 |
| | LAKE VALLEY TOWN OF | 11,700 |
| | LEONARDSVILLE TOWN OF | 55,900 |
| | MONSON TOWN OF | 103,900 |
| | PARNELL TOWN OF | 8,200 |
| | REDPATH TOWN OF | 11,600 |

| COUNTY | CITY OR TOWN | EXCLUDED VALUE |
|-----------------------|------------------------|-----------------------|
| | TARA TOWN OF | 48,900 |
| | TAYLOR TOWN OF | 32,400 |
| | TINTAH CITY OF | 2,000 |
| | WALLS TOWN OF | 26,500 |
| | WHEATON CITY OF | 113,300 |
| | WINDSOR TOWN OF | 2,400 |
| TRAVERSE TOTAL | | 661,100 |
| WABASHA | CHESTER TOWN OF | 26,900 |
| | ELGIN CITY OF | 106,000 |
| | ELGIN TOWN OF | 22,900 |
| | GILLFORD TOWN OF | 31,800 |
| | GREENFIELD TOWN OF | 96,800 |
| | HIGHLAND TOWN OF | 27,000 |
| | HYDE PARK TOWN OF | 48,500 |
| | KELLOGG CITY OF | 95,500 |
| | LAKE CITY CITY OF | 430,900 |
| | MAZEPPA CITY OF | 67,300 |
| | MAZEPPA TOWN OF | 73,800 |
| | MILLVILLE CITY OF | 28,600 |
| | MINNEISKA CITY OF | 4,100 |
| | PLAINVIEW CITY OF | 414,000 |
| | PLAINVIEW TOWN OF | 115,300 |
| | WABASHA CITY OF | 283,400 |
| | WATOPA TOWN OF | 61,000 |
| | ZUMBRO TOWN OF | 44,600 |
| WABASHA TOTAL | | 1,978,400 |
| WADENA | ALDRICH CITY OF | 11,600 |
| | ALDRICH TOWN OF | 81,900 |
| | BLUEBERRY TOWN OF | 336,500 |
| | BULLARD TOWN OF | 2,600 |
| | LEAF RIVER TOWN OF | 47,400 |
| | MEADOW TOWN OF | 14,600 |
| | MENAHGA CITY OF | 432,300 |
| | NORTH GERMANY TOWN OF | 40,300 |
| | ORTON TOWN OF | 38,400 |
| | RED EYE TOWN OF | 77,300 |
| | ROCKWOOD TOWN OF | 21,600 |
| | SEBEKA CITY OF | 26,200 |
| | THOMASTOWN TOWN OF | 15,000 |
| | VERNDALE CITY OF | 60,800 |
| | WADENA CITY OF | 186,100 |
| | WADENA TOWN OF | 172,400 |
| | WING RIVER TOWN OF | 97,800 |
| WADENA TOTAL | | 1,662,800 |
| WASECA | ALTON TOWN OF | 821,100 |
| | BLOOMING GROVE TOWN OF | 581,700 |
| | BYRON TOWN OF | 320,500 |
| | FREEDOM TOWN OF | 496,100 |
| | IOSCO TOWN OF | 564,800 |
| | JANESVILLE CITY OF | 1,081,000 |
| | JANESVILLE TOWN OF | 669,100 |
| | NEW RICHLAND CITY OF | 814,600 |

| COUNTY | CITY OR TOWN | EXCLUDED VALUE |
|-------------------------|---------------------------|-----------------------|
| | NEW RICHLAND TOWN OF | 722,900 |
| | OTISCO TOWN OF | 655,000 |
| | ST MARY TOWN OF | 697,700 |
| | VIVIAN TOWN OF | 385,100 |
| | WALDORF CITY OF | 200,700 |
| | WASECA CITY OF | 2,639,500 |
| | WILTON TOWN OF | 509,000 |
| | WOODVILLE TOWN OF | 606,300 |
| WASECA TOTAL | | 11,765,100 |
| WASHINGTON | AFTON CITY OF | 952,700 |
| | BAYPORT CITY OF | 377,900 |
| | BAYTOWN TOWN OF | 287,400 |
| | BIRCHWOOD CITY OF | 260,900 |
| | COTTAGE GROVE CITY OF | 278,400 |
| | DELLWOOD CITY OF | 80,400 |
| | DENMARK TOWN OF | 65,800 |
| | FOREST LAKE CITY OF | 498,500 |
| | GRANT CITY OF | 34,200 |
| | GREY CLOUD ISLAND TOWN OF | 61,300 |
| | HUGO CITY OF | 187,100 |
| | LAKE ELMO CITY OF | 284,900 |
| | LAKE ST CROIX BEACH CITY | 136,700 |
| | LAKELAND CITY OF | 91,900 |
| | LAKELAND SHORE CITY OF | 800 |
| | MAHTOMEDI CITY OF | 573,900 |
| | MARINE-ON-STCROIX CITY OF | 196,100 |
| | MAY TOWN OF | 175,600 |
| | NEW SCANDIA TOWN OF | 572,900 |
| | NEWPORT CITY OF | 175,900 |
| | OAK PARK HEIGHTS CITY OF | 183,400 |
| | OAKDALE CITY OF | 451,000 |
| | PINE SPRINGS CITY OF | 139,900 |
| | ST MARYS POINT CITY OF | 101,400 |
| | ST PAUL PARK CITY OF | 162,500 |
| | STILLWATER CITY OF | 6,248,700 |
| | STILLWATER TOWN OF | 204,000 |
| | WEST LAKELAND TOWN OF | 135,900 |
| | WILLERNIE CITY OF | 219,200 |
| | WOODBURY CITY OF | 216,100 |
| WASHINGTON TOTAL | | 13,355,400 |
| WATONWAN | ADRIAN TOWN OF | 31,200 |
| | ANTRIM TOWN OF | 39,700 |
| | BUTTERFIELD CITY OF | 140,900 |
| | BUTTERFIELD TOWN OF | 87,700 |
| | DARFUR CITY OF | 46,100 |
| | FIELDON TOWN OF | 118,200 |
| | LASALLE CITY OF | 10,000 |
| | LEWISVILLE CITY OF | 111,800 |
| | LONG LAKE TOWN OF | 95,100 |
| | MADELIA CITY OF | 526,200 |
| | MADELIA TOWN OF | 205,900 |
| | NELSON TOWN OF | 159,300 |
| | ODIN CITY OF | 42,700 |

| COUNTY | CITY OR TOWN | EXCLUDED VALUE |
|-----------------------|-----------------------|-----------------------|
| | ODIN TOWN OF | 54,700 |
| | ORMSBY CITY OF | 21,100 |
| | RIVERDALE TOWN OF | 115,000 |
| | ROSENDALE TOWN OF | 145,300 |
| | SOUTH BRANCH TOWN OF | 68,300 |
| | ST JAMES CITY OF | 589,100 |
| | ST JAMES TOWN OF | 220,500 |
| WATONWAN TOTAL | | 2,828,800 |
| WILKIN | AKRON TOWN OF | 75,300 |
| | ANDREA TOWN OF | 50,000 |
| | BRECKENRIDGE CITY OF | 655,600 |
| | BRECKENRIDGE TOWN OF | 25,000 |
| | CAMPBELL CITY OF | 7,600 |
| | CAMPBELL TOWN OF | 8,800 |
| | CHAMPION TOWN OF | 52,200 |
| | DORAN CITY OF | 15,600 |
| | FOXHOME CITY OF | 47,700 |
| | FOXHOME TOWN OF | 36,200 |
| | MEADOWS TOWN OF | 7,600 |
| | NASHUA CITY OF | 11,200 |
| | NILSEN TOWN OF | 2,000 |
| | NORDICK TOWN OF | 25,000 |
| | PRAIRIE VIEW TOWN OF | 20,200 |
| | ROBERTS TOWN OF | 76,300 |
| | ROTHSAY CITY OF | 125,200 |
| | WOLVERTON CITY OF | 49,800 |
| | WOLVERTON TOWN OF | 85,800 |
| WILKIN TOTAL | | 1,377,100 |
| WINONA | ALTURA CITY OF | 139,300 |
| | DAKOTA CITY OF | 152,200 |
| | DRESBACH TOWN OF | 164,600 |
| | ELBA CITY OF | 88,700 |
| | ELBA TOWN OF | 84,500 |
| | FREMONT TOWN OF | 26,800 |
| | GOODVIEW CITY OF | 223,400 |
| | HART TOWN OF | 64,700 |
| | HILLSDALE TOWN OF | 179,400 |
| | HOMER TOWN OF | 157,600 |
| | LEWISTON CITY OF | 352,100 |
| | MINN CITY CITY OF | 183,600 |
| | MINNEISKA CITY OF | 10,000 |
| | MT VERNON TOWN OF | 133,600 |
| | NEW HARTFORD TOWN OF | 254,200 |
| | NORTON TOWN OF | 262,700 |
| | PLEASANT HILL TOWN OF | 190,700 |
| | RICHMOND TOWN OF | 43,600 |
| | ROLLINGSTONE CITY OF | 262,200 |
| | ROLLINGSTONE TOWN OF | 233,600 |
| | SARATOGA TOWN OF | 362,000 |
| | ST CHARLES CITY OF | 445,000 |
| | ST CHARLES TOWN OF | 138,300 |
| | STOCKTON CITY OF | 74,400 |
| | UTICA CITY OF | 80,400 |

| COUNTY | CITY OR TOWN | EXCLUDED VALUE |
|------------------------|-----------------------|-----------------------|
| | UTICA TOWN OF | 58,900 |
| | WARREN TOWN OF | 127,200 |
| | WHITEWATER TOWN OF | 131,200 |
| | WILSON TOWN OF | 238,500 |
| | WINONA CITY OF | 5,276,200 |
| | WISCOY TOWN OF | 53,900 |
| WINONA TOTAL | | 10,193,500 |
| WRIGHT | ALBERTVILLE CITY OF | 38,200 |
| | ALBION TOWN OF | 305,400 |
| | ANNANDALE CITY OF | 360,500 |
| | BUFFALO CITY OF | 621,600 |
| | BUFFALO TOWN OF | 249,200 |
| | CHATHAM TOWN OF | 109,100 |
| | CLEARWATER CITY OF | 266,200 |
| | CLEARWATER TOWN OF | 296,000 |
| | COKATO CITY OF | 483,800 |
| | COKATO TOWN OF | 361,200 |
| | CORINNA TOWN OF | 479,100 |
| | DELANO CITY OF | 557,600 |
| | FRANKLIN TOWN OF | 754,100 |
| | FRENCH LAKE TOWN OF | 276,400 |
| | HANOVER CITY OF | 18,100 |
| | HOWARD LAKE CITY OF | 343,000 |
| | MAPLE LAKE CITY OF | 246,700 |
| | MAPLE LAKE TOWN OF | 290,300 |
| | MARYSVILLE TOWN OF | 215,200 |
| | MIDDLEVILLE TOWN OF | 214,200 |
| | MONTICELLO CITY OF | 340,500 |
| | MONTICELLO TOWN OF | 101,700 |
| | MONTROSE CITY OF | 82,300 |
| | OTSEGO CITY OF | 181,200 |
| | ROCKFORD CITY OF | 1,500 |
| | ROCKFORD TOWN OF | 79,500 |
| | SILVER CREEK TOWN OF | 368,200 |
| | SOUTH HAVEN CITY OF | 50,000 |
| | SOUTHSIDE TOWN OF | 181,300 |
| | ST MICHAEL CITY OF | 275,800 |
| | STOCKHOLM TOWN OF | 152,300 |
| | VICTOR TOWN OF | 109,600 |
| | WAVERLY CITY OF | 249,400 |
| | WOODLAND TOWN OF | 390,400 |
| WRIGHT TOTAL | | 9,049,600 |
| YELLOW MEDICINE | BURTON TOWN OF | 31,300 |
| | CANBY CITY OF | 504,000 |
| | CLARKFIELD CITY OF | 117,900 |
| | ECHO CITY OF | 85,100 |
| | ECHO TOWN OF | 99,300 |
| | FLORIDA TOWN OF | 48,600 |
| | FORTIER TOWN OF | 51,900 |
| | FRIENDSHIP TOWN OF | 65,300 |
| | GRANITE FALLS CITY OF | 689,900 |
| | HAMMER TOWN OF | 37,200 |
| | HANLEY FALLS CITY OF | 122,700 |

| COUNTY | CITY OR TOWN | EXCLUDED VALUE |
|------------------------------|-----------------------|-----------------------|
| | HAZEL RUN CITY OF | 13,800 |
| | HAZEL RUN TOWN OF | 126,700 |
| | LISBON TOWN | 139,300 |
| | MINN FALLS TOWN OF | 191,700 |
| | NORMAN TOWN OF | 139,700 |
| | NORMANIA TOWN OF | 106,200 |
| | OMRO TOWN OF | 100,000 |
| | OSHKOSH TOWN OF | 257,600 |
| | PORTER CITY OF | 140,000 |
| | POSEN TOWN OF | 106,700 |
| | SANDNES TOWN OF | 73,600 |
| | SIOUX AGENCY TOWN OF | 109,100 |
| | ST LEO CITY OF | 58,800 |
| | STONY RUN TOWN OF | 172,700 |
| | SWEDE PRAIRIE TOWN OF | 40,500 |
| | TYRO TOWN OF | 285,800 |
| | WERGELAND TOWN OF | 26,400 |
| | WOOD LAKE CITY OF | 158,900 |
| | WOOD LAKE TOWN OF | 123,700 |
| YELLOW MEDICINE TOTAL | | 4,224,400 |
| GRAND TOTAL | | 700,824,325 |